

Material

- Brass construction.
- Brass valve bodies.
- KOHLER finishes resist corrosion and tarnishing.

Installation

- Bath- or deck-mount.

Required Products/Accessories

K-300-K High Flow Bath Valve

or

K-300-KR High Flow Valve w/ Rigid Connections

or

K-301-K ¾" High-Flow Bath Valve

or

K-302-K 1/2" Ceramic In-Wall Valve System



ADA

CSA B651

OBC

Codes/Standards

ASME A112.18.1/CSA B125.1

ADA

ICC/ANSI A117.1

CSA B651







OBC

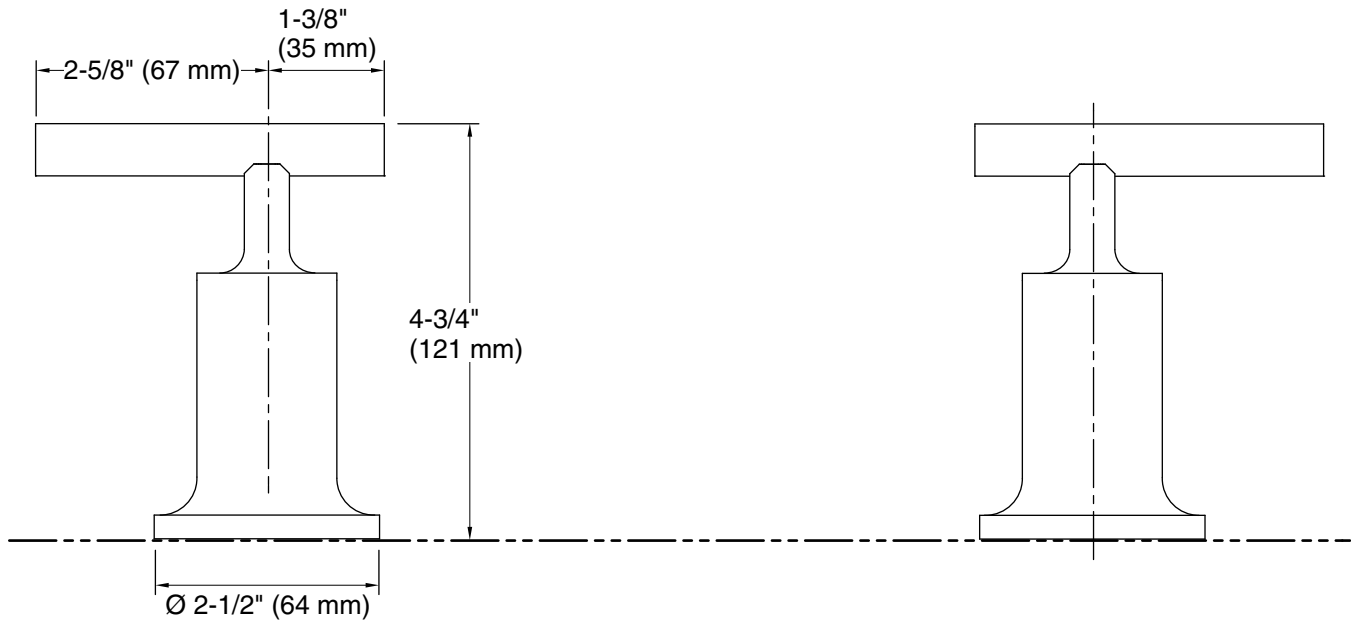
KOHLER® Faucet Lifetime Limited Warranty

See website for detailed warranty information.

Available Colors/Finishes

Color tiles intended for reference only.

Color	Code	Description
	CP	Polished Chrome
	SN	Vibrant® Polished Nickel
	AF	Vibrant® French Gold
	BGD	Vibrant® Moderne Brushed Gold
	BN	Vibrant® Brushed Nickel
	BV	Vibrant® Brushed Bronze
	BL	Matte Black
	RGD	Vibrant Rose Gold



Technical Information

All product dimensions are nominal.

Notes

Install this product according to the installation instructions.

ADA, OBC, CSA B651 compliant when installed to the specific requirements of these regulations.