

Features

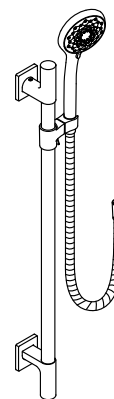
- Advanced spray engine provides three alternate experiences: wide coverage, intense drenching, and targeted spray
- Wide coverage spray produces an encompassing spray for everyday use
- Intense drenching spray delivers a forceful spray ideal for rinsing shampoo from hair
- Targeted spray is a focused stream for targeting sore muscles or use as a utility spray
- Pause feature temporarily pauses water flow to conserve water while you lather, shave, or shampoo
- Thumb tab allows for a smooth transition between sprays
- MasterClean™ sprayface features an easy-to-clean surface that withstands mineral buildup
- 2.5 gpm (9.5 lpm) maximum flow rate at 45 psi (3.1 bar)
- 24" (609 mm) slidebar features adjustable mounting brackets for installation flexibility
- 60" (1524 mm) hose length

Material

- Durable material construction
- KOHLER finishes resist corrosion and tarnishing

Installation

- Wall-mount



Codes/Standards




ASME A112.18.1/CSA B125.1
DOE - Energy Policy Act 1992

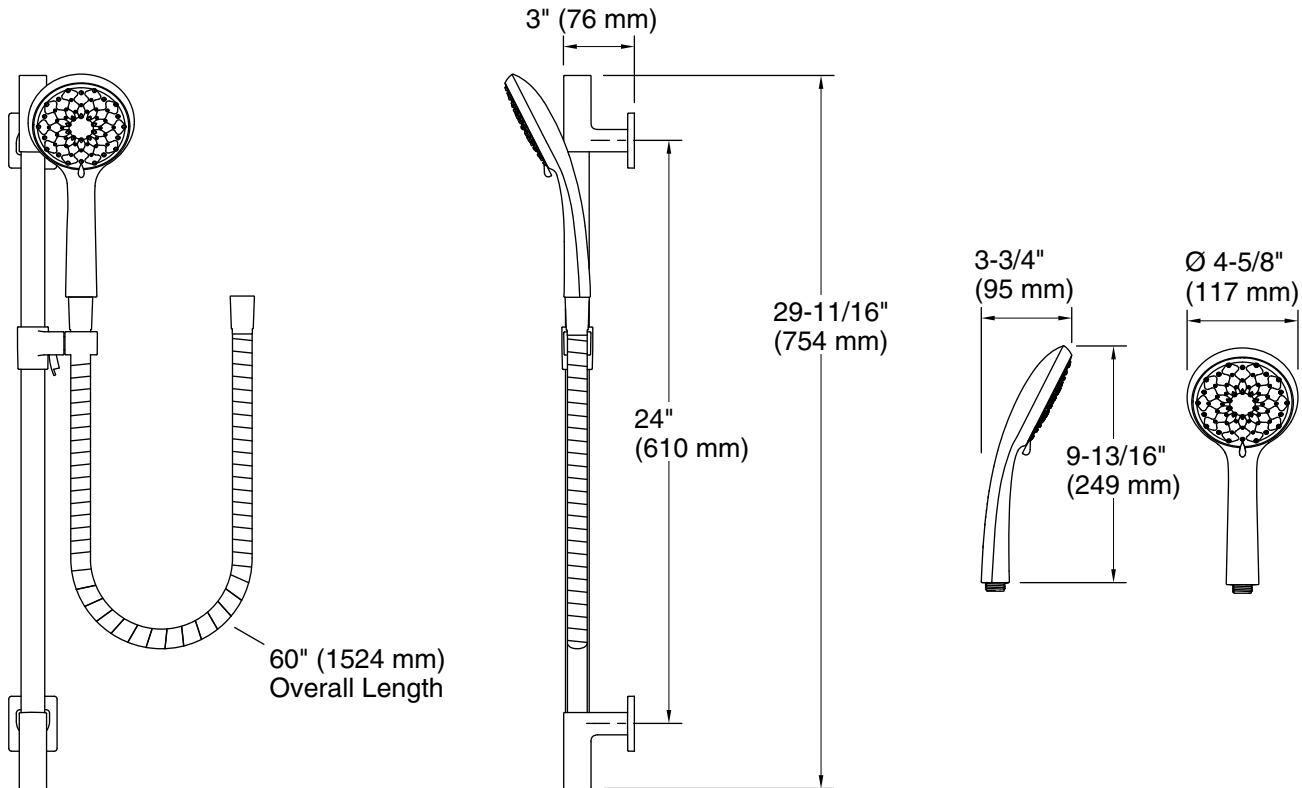
KOHLER® Faucet Lifetime Limited Warranty

See website for detailed warranty information.

Available Colors/Finishes

Color tiles intended for reference only.

Color	Code	Description
	CP	Polished Chrome
	BN	Vibrant® Brushed Nickel
	2BZ	Oil-Rubbed Bronze



Technical Information

All product dimensions are nominal.

Drain included: No

Handshower:

Rated maximum flow: 2.5 gal/min (9.5 l/min)

Pressure: 45 psi (3.1 bar)

Notes

Install this product according to the installation instructions

Plumbing codes require approved backflow prevention devices to be installed in-line to handshowers. Please consult with local plumbing officials.

IMPORTANT! The sidebar must be mounted to stud framing at both the top and bottom mounting locations. Do not use or depend on plastic wall anchors to attach the sidebar.