



# Corbelle®

Tall two-piece elongated toilet with skirted trapway,  
1.28 gpf  
**K-33813**

## Features

- Two-piece design
- Elongated bowl offers added room and comfort
- Tall height offers seating 2-1/2" (63.5 mm) higher than Comfort Height® for enhanced comfort, ease of sitting and standing, and gracious accessibility
- 1.28 gpf (4.8 lpf)
- Left-hand Polished Chrome trip lever
- 2-1/8" (54 mm) glazed trapway
- Revolution 360® flushing technology generates a forceful swirling motion to keep the bowl clean longer
- Fully skirted trapway simplifies cleaning
- Sanitary guard where bowl and tank meet for ease of cleaning
- Encapsulated bolts prevent rust and corrosion
- Patented ReadyLock® installation system, a simple solution for skirted toilets, saves time, hassle, and eliminates the need to drill into the floor for standard 12" (305 mm) rough-in
- CleanCoat™ surface treatment inhibits the growth of water scale and mineral stains for improved ease of cleaning
- AquaPiston® canister optimizes the flow out of the tank, harnessing gravity and the natural powerful reducing cascade of water to increase the power and effectiveness of the flush

## Installation

- Three-bolt quick-connect installation
- Standard 12" (305 mm) rough-in
- 10" and 14" (254 mm and 356 mm) rough-in kits also available
- Seat and supply line sold separately

## Recommended Products/Accessories

K-20120-L Trip Lever  
K-4108 C³®-230 Elongated bidet toilet seat with remote control  
K-27331 Glissade® ReadyLatch® Quiet-Close™ elongated toilet seat

## Included Components

K-4143 Toilet tank, 1.28 gpf  
K-33812 Tall elongated toilet bowl with skirted trapway



## Codes/Standards





ASME A112.19.2/CSA B45.1  
DOE - Energy Policy Act 1992  
EPA WaterSense®  
California Energy Commission (CEC)

## KOHLER® Toilets and Seats Limited Warranty

See website for detailed warranty information.

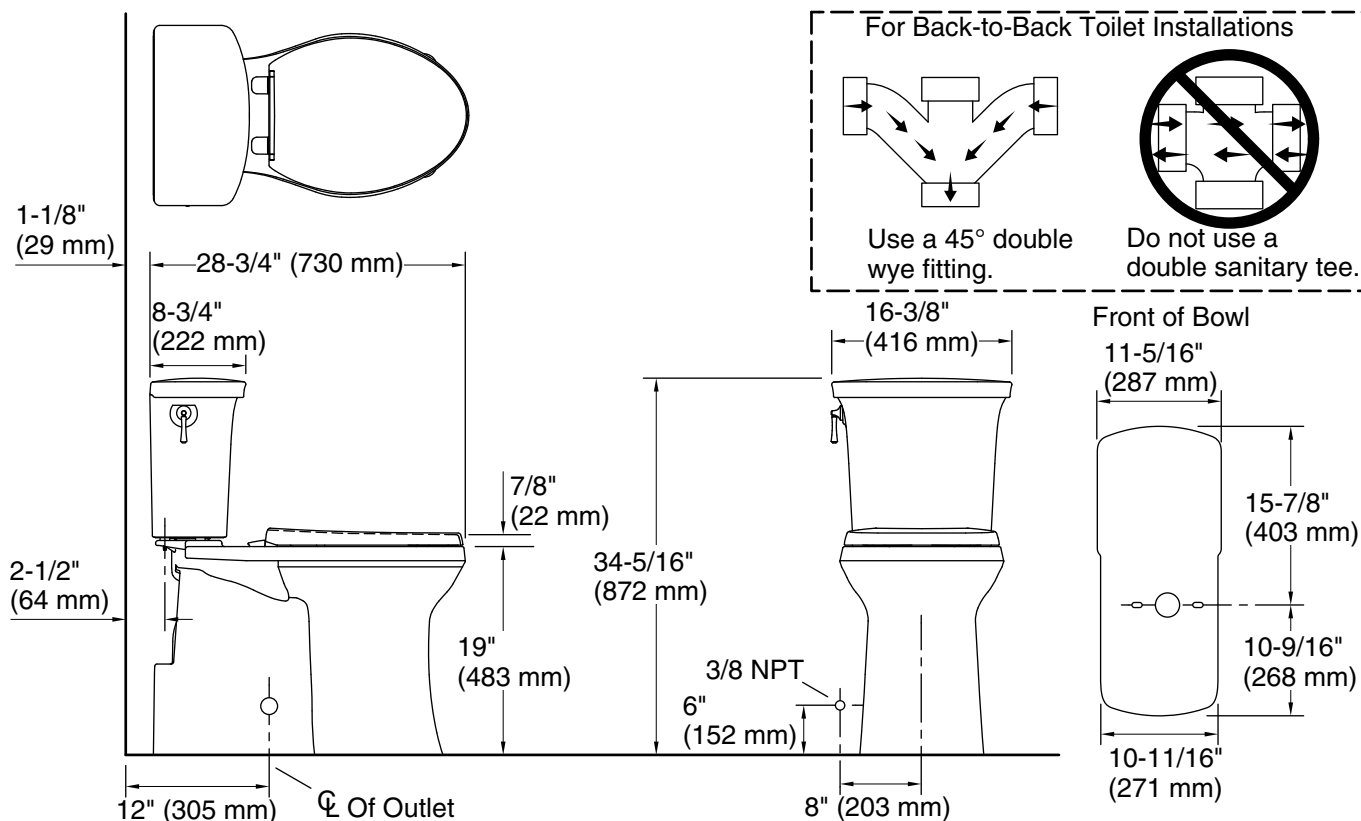
## Available Colors/Finishes

*Color tiles intended for reference only.*

Color	Code	Description
	0	White
	96	Biscuit
	95	Ice™ Grey
	7	Black Black™

# KOHLER®

**Corbelle®**  
Tall two-piece elongated toilet with skirted trapway,  
1.28 gpf  
**K-33813**



## Technical Information

All product dimensions are nominal.

Toilet type:	Floor-mount
Waste Outlet:	Floor
Bowl shape:	Elongated
Flush type:	AquaPiston, Revolution 360
Trap passageway:	2-1/8" (54 mm)
Water surface size:	9-3/4" x 7-1/4" (248 mm x 184 mm)
Rim to water surface:	6-1/4" (159 mm)
Rough-in:	12" (305 mm)

## Fixture Supply Requirements

Min static pressure:	15 psi (103.4 kPa)
Max static pressure:	80 psi (551.6 kPa)

## Notes

Install this product according to the installation instructions.

1-800-4KOHLER (1-800-456-4537)

Kohler Co. reserves the right to make revisions without notice to product specifications.

For the most current Specification Sheet, go to [www.kohler.com](http://www.kohler.com).

10-17-2023 21:25 - US/CA/MX

THE BOLD LOOK  
OF **KOHLER®**