

## Features

- Bask® heated surface creates spa-like relaxation with soothing warmth on your back, shoulders, and neck.
- Three heat settings allow you to customize the surface temperature.
- 118 to 122 airjets release thousands of heated bubbles that surround and support the body in a warm massage.
- Purge cycles remove residual water from air channels after use to keep the system clean.
- Variable-speed blower lets you adjust massage intensity to 18 levels.
- 16" depth offers a deep soaking experience.
- Integral lumbar support on both ends.
- Bottom surface manufactured with textured appearance.
- Wide ledge on one side is ideal for deck-mount faucet and/or handshower.
- Center drain.
- Straight shroud.

## Material

- Acrylic.

## Technology

- Built-in 600W BubbleMassage™ heater warms humidified air before it enters the bath.
- Bath includes auto purge (after bath drains) and manual purge cycles to remove residual water and keep system clean.
- Auto-shutoff timer on blower allows users to enjoy Heated BubbleMassage™ experience for 60 minutes before turning off.
- Built-in 60W electric heater included to keep bath surface warm.
- User interface: two separate electronic keypad controls for Heated BubbleMassage™ and Bask®.

## Installation

- Freestanding design creates a striking focal point in your bathing area.
- Remote blower motor installation required (relocation kit is included).

## Recommended Products/Accessories

K-7265 Brass toe tap bath drain  
K-37383 Rough-in cable bath drain, PVC, 30" cable with tubing  
K-37386 rough-in cable drain, PVC, 30" cable  
K-24916 Wireless Music Kit  
K-23726 Drain treatment  
K-23732 Tub & shower cleaner



## Codes/Standards

ASME A112.19.7/CSA B45.10  
CSA B45.5/IAPMO Z124  
ASTM E162  
ASTM E662  
UL 1795  
CSA C22.2 No. 218.2



**KOHLER® Hydrotherapy Components**  
**Five-Year Limited Warranty**  
**KOHLER® Plastic Baths and Receptors**  
**Lifetime Limited Warranty**

See website for detailed warranty information.

## Available Colors/Finishes

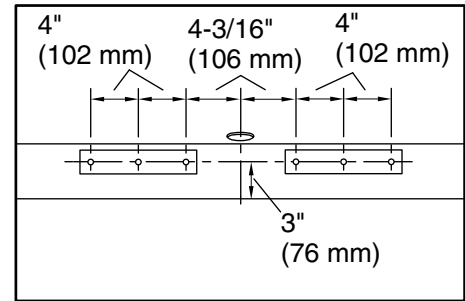
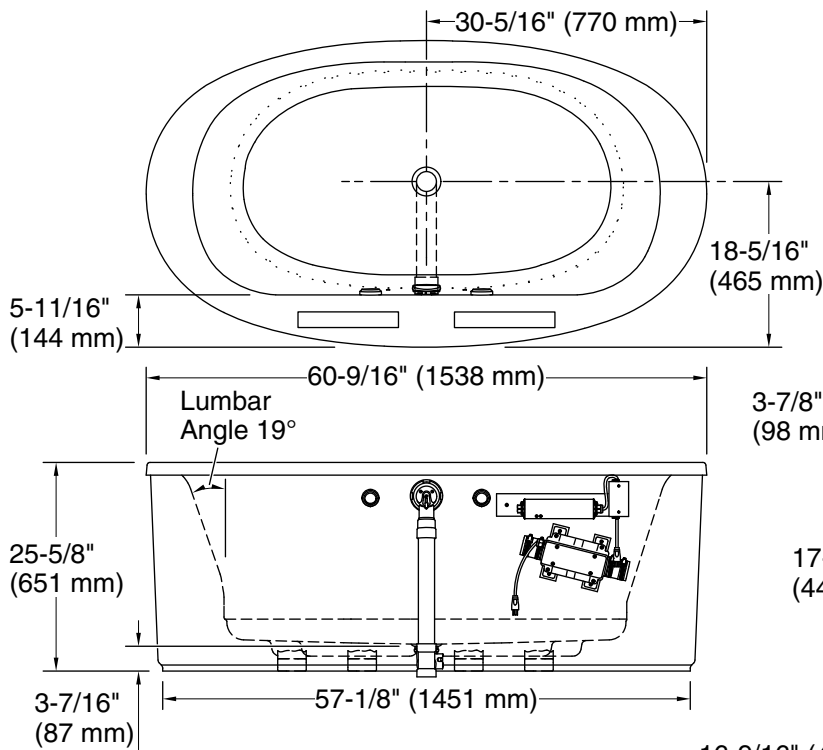
*Color tiles intended for reference only.*

### Color Code Description

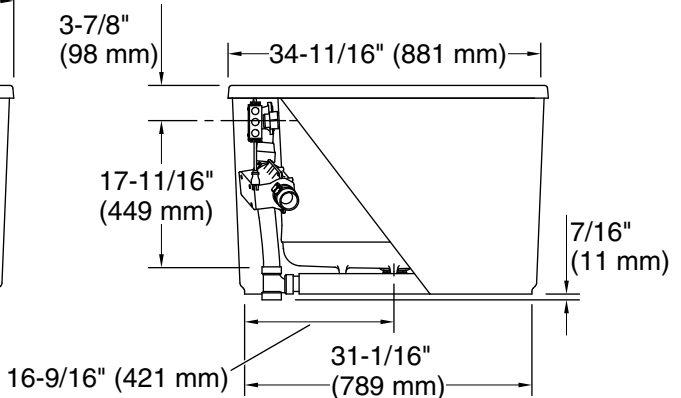
	0	White
	96	Biscuit

No change in measurements if connected with drain illustrated. (K-37386)

□ Recommended Faucet Location



Recommended Faucet Hole Location



## Required Electrical Service

Two dedicated circuits required, protected with Class A Ground-Fault Circuit-Interrupter (GFCI). Outside North America, this device may be known as a Residual Current Device (RCD).

Blower, Heated	120 V, 15 A, 60 Hz
Surface:	
Heater:	120 V, 15 A, 60 Hz

## Technical Information

All product dimensions are nominal.

Installation:	Freestanding
Drain location:	Center
Basin area, bottom:	39-5/8" x 23-5/8" (1006 mm x 599 mm)
Basin area, top:	49-9/16" x 25-1/2" (1259 mm x 648 mm)
Weight:	130 lbs (59 kg)
Minimum floor load:	50 lbs/ft² (244.1 kg/m²)
Water depth:	16" (406 mm)
Water capacity:	60 gal (227.1 L)
Template:	Footprint, 1364287, not required, not included

## Notes

Measure your actual product for rough-in details. Install this product according to the installation instructions.

The hot water supply should be 70% of the capacity of the bath or greater. Installations will vary.

If installing a rim-mount faucet, make sure there is no interference above or below the deck before drilling any holes.