

Features

- One-piece toilets integrate the tank and bowl into a seamless, easy-to-clean design
- Elongated bowl offers added room and comfort
- Dual flush offers a choice of 0.8 or 1.28 gpf (3.0 or 4.8 lpf)
- Left-hand Polished Chrome trip lever
- 2-1/8" (54 mm) glazed trapway
- Skirted trapway simplifies cleaning
- Hidden cord design conceals bidet seat cords (bidet seat sold separately)
- Coordinates with other products in the Veil collection
- Includes bidet water inlet hose

Installation

- Standard 12" (305 mm) rough-in

Recommended Products/Accessories

- K-28821 PureWash® E930 Elongated bidet toilet seat with remote control
- K-8298-CR PureWash® E820 Elongated bidet toilet seat with remote control
- K-27142-CR PureWash® E700 Elongated bidet toilet seat with remote control
- K-26132-CSP PureWash® E545 Elongated bidet toilet seat
- 1023457 Wax Ring/Hardware Kit
- 1265114 Connector Hose



Codes/Standards



- ASME A112.19.2/CSA B45.1
- ASME A112.19.14
- DOE - Energy Policy Act 1992
- EPA WaterSense®
- California Energy Commission (CEC)
- IAPMO Certification

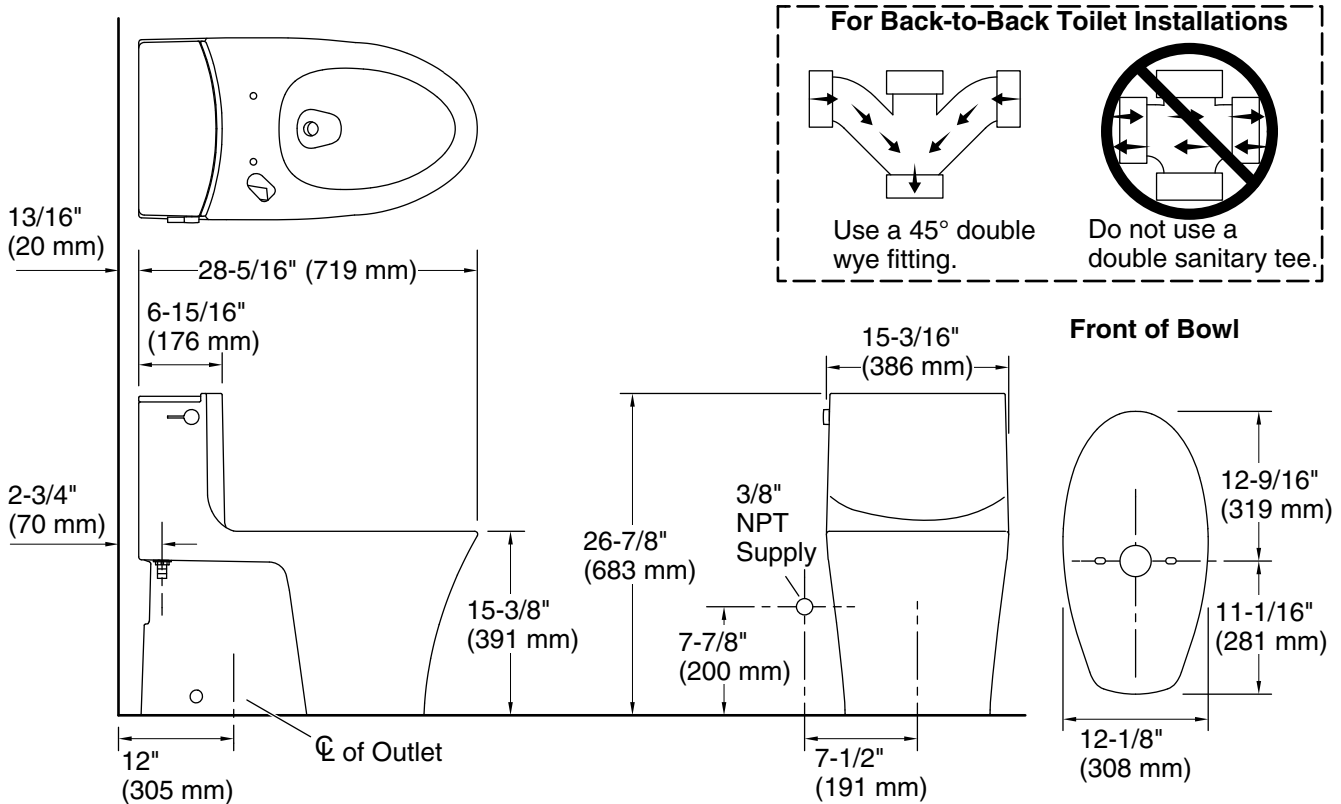
KOHLER® Toilets and Seats Limited Warranty

See website for detailed warranty information.

Available Colors/Finishes

Color tiles intended for reference only.

Color	Code	Description
	0	White
	7	Black Black™



Technical Information

All product dimensions are nominal.

Toilet type:	Floor-mount
Waste Outlet:	Floor
Bowl shape:	Compact elongated
Flush type:	Class Five
Trap passageway:	2" (51 mm)
Water surface size:	9" x 7-1/2" (229 mm x 191 mm)
Rim to water surface:	5-3/8" (137 mm)
Rough-in:	12" (305 mm)
Template:	Footprint, 1262234-7, not required, included

Fixture Supply Requirements

Min static pressure:	20 psi (137.9 kPa)
Max static pressure:	80 psi (551.6 kPa)
Min flowing pressure:	15 psi (103.4 kPa)
Min flow rate:	1 gpm (3.8 lpm)

Notes

Install this product according to the installation instructions.