



Riverby®
33" top-mount double-bowl kitchen sink
K-8679-4A1

Features

- 33" (838 mm) minimum base cabinet width
- Double-equal bowls
- 9" (229 mm) depth provides generous workspace
- Three faucet holes and one accessory hole to the right
- Bowl slopes toward drain to minimize water pooling
- Offset drains increase workspace in the sink and storage space underneath
- Box includes: Sink, two sink racks, installation hardware, cutout template
- Sink drain with strainer sold separately

Material

- KOHLER® enameled cast iron
- Acid-resistant enamel finish

Installation

- Top-mount

Recommended Products/Accessories

- K-8801 Sink drain and strainer with tailpiece (Qty 2)
- K-9238 Sink Rack
- K-8799 Sink drain and strainer basket
- K-23726 Drain treatment
- K-23725 Cast iron cleaner
- K-35000 Three-piece workstation sink accessory set
- K-35001 Maple wood cutting board
- K-35002 Ice bucket holder
- K-35003 Workstation sink cover
- K-35005 Marble serving tray
- K-35487 Three-piece ice bucket set
- K-35484 Three-piece workstation sink prep bowl set

Optional Products/Accessories

- K-11352 Disposal Flange with Stopper
- K-9000 P-Trap

Included Components

- K-9238 Sink Rack (Qty 2)



Codes/Standards




ASME A112.19.1/CSA B45.2
IAPMO Certification

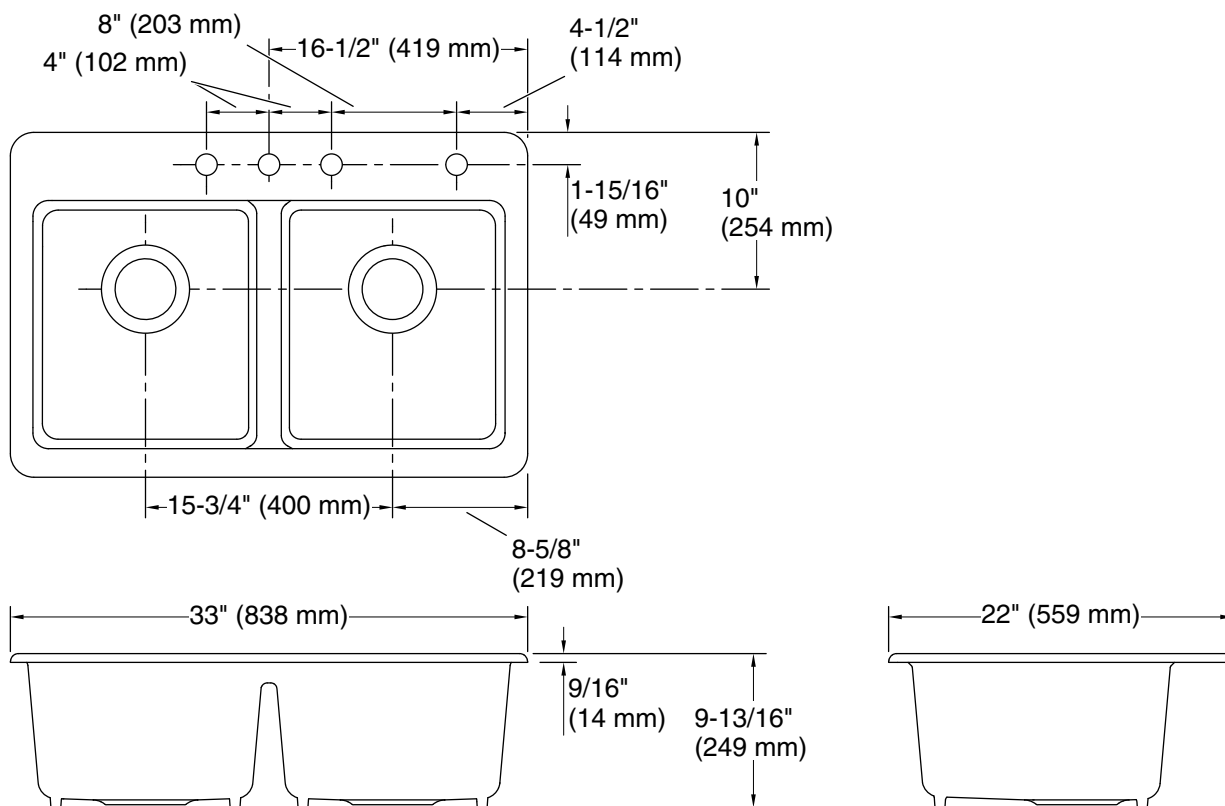
KOHLER® Enameled Cast Iron Kitchen and Bathroom Sink Lifetime Limited Warranty

See website for detailed warranty information.

Available Colors/Finishes

Color tiles intended for reference only.

Color	Code	Description
	0	White
	96	Biscuit
	7	Black Black™



Technical Information

All product dimensions are nominal.

Basin configuration: Equal Bowls

Center(s): 8" (203 mm)

Min. base cabinet width: 33" (838 mm)

Bowl area (Double Equal Basins):
Length: 14-5/16" (363 mm)
Width: 15-13/16" (402 mm)
Bowl depth: 9" (229 mm)
Water depth: 9" (229 mm)

Number of deck holes: 4

Faucet hole(s): 1-3/8" (35 mm)

Drain hole: 3-7/8" (98 mm)

Template: Top-mount, 1166727-7, required, included

Notes

Install this product according to the installation instructions.

NOTICE: Countertop manufacturer or cutter must use the cut-out template provided with the product, or a current one provided by Kohler Co. (call 1- 800-4KOHLER). Kohler Co. is not responsible for cutout errors when the incorrect cut-out template is used.