



**Synthos™**  
27-3/4" undermount single-bowl workstation kitchen  
sink  
**K-37911-PAP**

### Features

- 27-3/4" sink designed for a 30" minimum cabinet space
- Single bowl
- 10-1/8" (257 mm) bowl depth
- The three-tiered ledge design ensures optimal positioning of accessories, creating a seamless workflow
- Box includes: Sink, drain cover, cutting board, colander, prep bowl set, garnish bowl set, and dishwasher-safe sink rack
- The sink bowl features a generous slope, directing water and debris towards the drain for easy cleaning
- Offset drain increases workspace in the sink, includes drain cover that lifts for easy cleaning and a discreet barrier-free water flow
- SilentShield® sound-absorption technology offers quieter performance

### Material

- Premium 16-gauge stainless steel

### Installation

- Undermount

### Included Components

Product consists of:

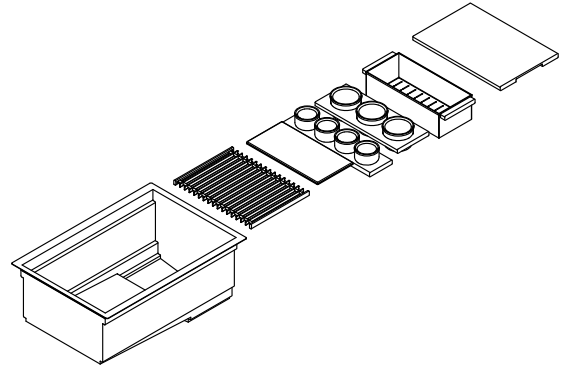
K-34542-PAP Four-piece workstation sink accessory set

K-37911 27-3/4" undermount single-bowl kitchen sink

Additional Components:

K-37924 Sink rack

K-37925 Drain cover



### Codes/Standards

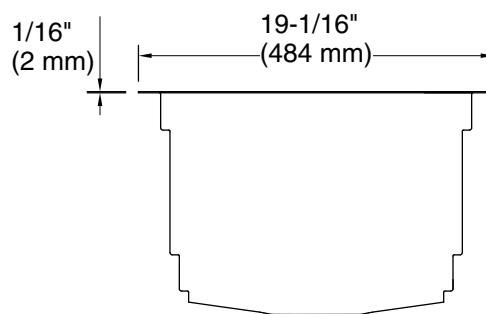
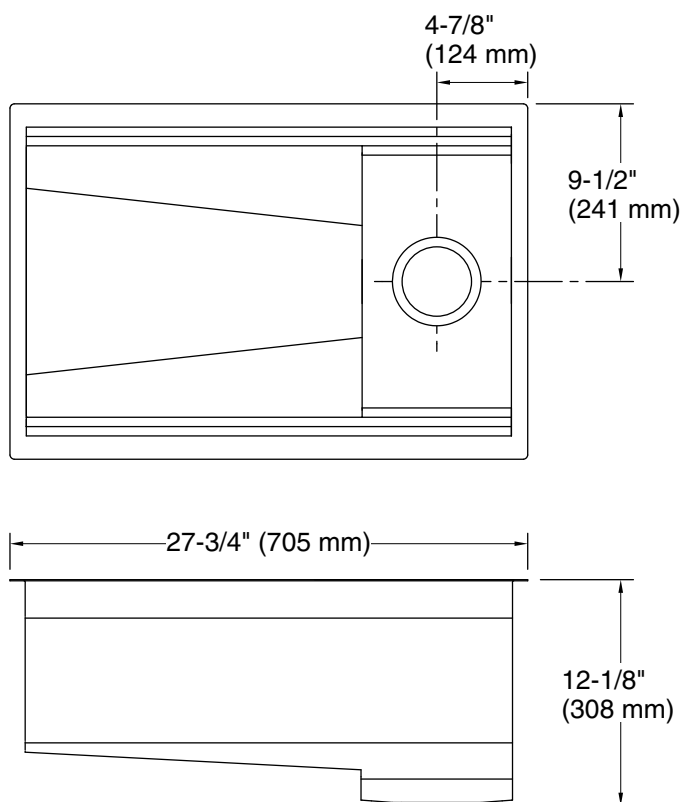
ASME A112.19.3/CSA B45.4

### KOHLER® Stainless Steel Sinks Lifetime Limited Warranty

See website for detailed warranty information.



**Synthos™**  
27-3/4" undermount single-bowl workstation kitchen  
sink  
**K-37911-PAP**



### Technical Information

All product dimensions are nominal.

Basin configuration: Single Bowl

Min. base cabinet width: 30" (762 mm)

Bowl area (Basin #1): Length: 26" (660 mm)  
Width: 16-9/16" (420 mm)  
Water depth: 11-13/16" (300 mm)

Drain hole: 3-3/4" (95 mm)

Template: Undermount, 1598272-7, required, not included

### Notes

Install this product according to the installation instructions.

NOTICE: Countertop manufacturer or cutter must use the cut-out template provided with the product, or a current one provided by Kohler Co. (call 1- 800-4KOHLER). Kohler Co. is not responsible for cutout errors when the incorrect cut-out template is used.