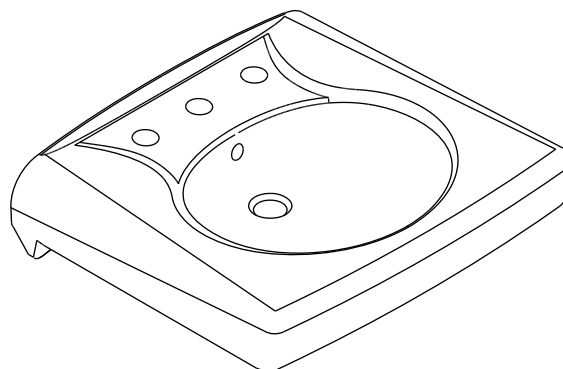


### Features

- Vitreous china
- Wall-mount
- With hanger
- With overflow
- Drilled for concealed arm carrier
- 8" (203 mm) centers (-8), 4" (102 mm) centers (-4), or single-hole (-1)
- Optional soap dispenser hole on left (-L) or right (-R) (single-hole models only)
- 21-15/16" (557 mm) x 19-3/4" (502 mm)

### WALL-MOUNT BATHROOM SINK K-1997

ADA	TAS
CSA B651	OBC



### Codes/Standards Applicable

Specified model meets or exceeds the following:

- ADA
- ICC/ANSI A117.1
- TAS
- CSA B651
- OBC
- ASME A112.19.2/CSA B45.1

### Colors/Finishes

- 0: White
- CP: Polished Chrome
- Other: Refer to Price Book for additional colors/finishes

### Specified Model

Model	Description	Colors/Finishes	
K-1997-1	Wall-mount bathroom sink – single -hole, less soap dispenser hole	<input type="checkbox"/> 0	<input type="checkbox"/> Other_____
K-1997-1L	Wall-mount bathroom sink – single-hole, soap dispenser hole on left	<input type="checkbox"/> 0	<input type="checkbox"/> Other_____
K-1997-1R	Wall-mount bathroom sink – single-hole, soap dispenser hole on right	<input type="checkbox"/> 0	<input type="checkbox"/> Other_____
K-1997-4	Wall-mount bathroom sink – 4" (102 mm) centers, less soap dispenser hole	<input type="checkbox"/> 0	<input type="checkbox"/> Other_____
K-1997-8	Wall-mount bathroom sink – 8" (203 mm) centers, less soap dispenser hole (shown)	<input type="checkbox"/> 0	<input type="checkbox"/> Other_____
Additional bathroom sinks are available without an overflow. Please refer to the Kohler Price Book.			
Optional Accessories			
K-8998	P-trap	<input type="checkbox"/> CP	<input type="checkbox"/> Other_____
K-1998	Shroud	<input type="checkbox"/> CP	<input type="checkbox"/> Other_____

### Product Specification

The wall-mount bathroom sink shall be made of vitreous china. Product shall be 21-15/16" (557 mm) in length and 19-3/4" (502 mm) in width. Product shall be available with 8" (203 mm) centers (-8), 4" (102 mm) centers (-4), or single-hole (-1). Product shall feature an overflow and hanger. Product shall be drilled for a concealed arm carrier. Product shall have an optional soap dispenser hole on left (-L) or right (-R) (single-hole models only). Bathroom sink shall be Kohler Model K-1997-\_\_\_\_-\_\_\_\_.

## Technical Information

Fixture*:		
Basin area	14-3/8" (406 mm) x 12-5/16" (365 mm)	
Water depth	3-1/4" (83 mm)	
Hole diameter		
Drain	1-3/4" (44 mm)	
Spout	1997-1	1-3/8" (35 mm)
	1997-4	1-1/4" (32 mm)
	1997-8	1-3/8" (35 mm)
Handle	1997-4	1-1/4" (32 mm)
	1997-8	1-3/8" (35 mm)
Soap dispenser	1-1/4" (32 mm)	
* Approximate measurements for comparison only.		

### Accessibility rough-in requirements:

	ADA and TAS	Children's Environment
		ADA and TAS Ages 6-12 yrs
<b>A</b>	34" (864 mm)	31" (787 mm)
<b>B</b>	27" (686 mm)	24" (610 mm)
<b>C</b>	11" (279 mm)	11" (279 mm)
<b>D</b>	9" (229 mm)	9" (229 mm)
<b>E</b>	8" (203 mm)	8" (203 mm)

## Installation Notes

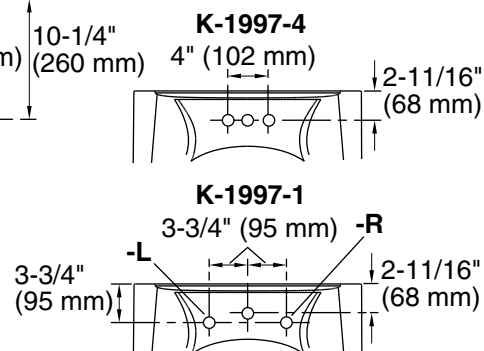
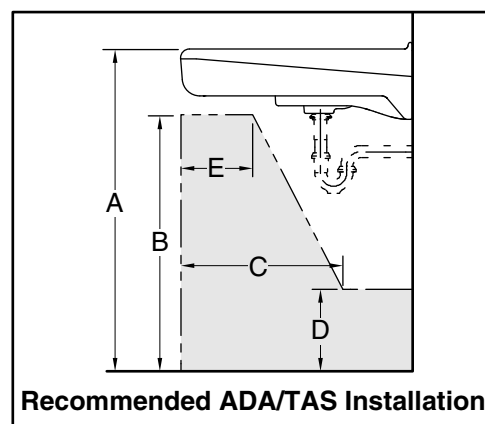
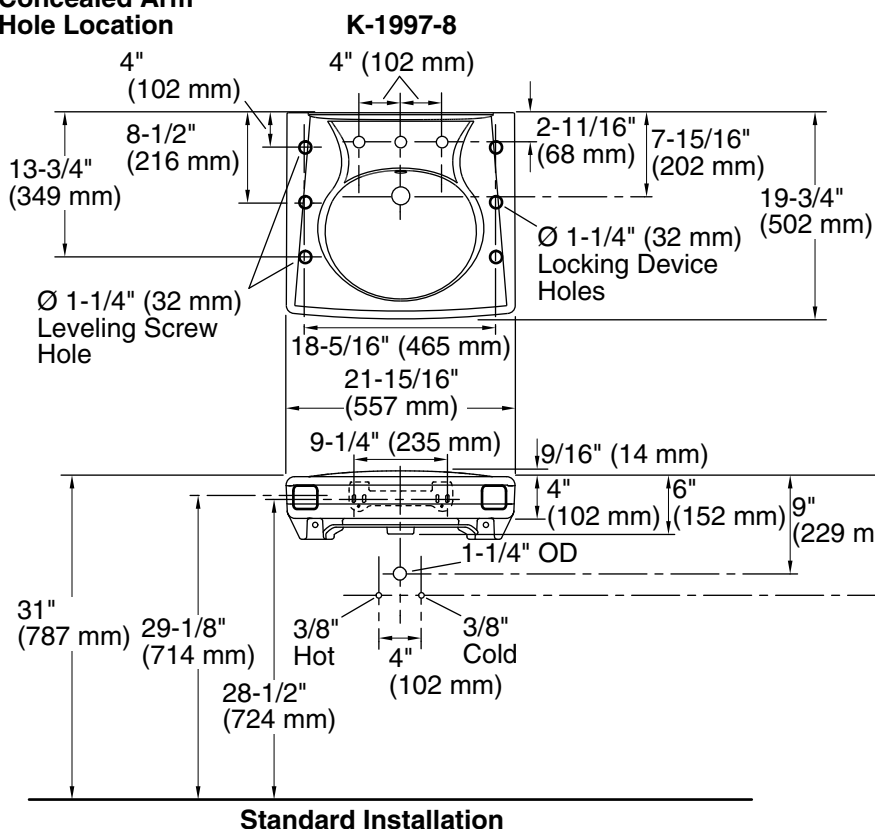
**ADA and TAS** standards permit parallel approach for children ages K-5 yrs.

Will comply with **ADA** when installed per Section 606 Lavatories of the 2010 ADA Standards for Accessible Design.

Will comply with **CSA B651** when installed per Clause 4.3.3 of the standard.

Will comply with **OBC** when installed per Clause 3.8.3.11.

### Concealed Arm Hole Location



## Product Diagram