

Features

- 118 to 122 airjets release thousands of heated bubbles that surround and support the body in a warm massage.
- Purge cycles remove residual water from air channels after use to keep the system clean.
- Variable-speed blower lets you adjust massage intensity to 18 levels.
- Freestanding design creates a striking focal point in your bathing area.
- 16" depth offers a deep soaking experience.
- Integral lumbar support on both ends.
- Bottom surface manufactured with textured appearance.
- Wide ledge on one side is ideal for deck-mount faucet and/or handshower.
- Center drain.
- Straight shroud.

Material

- Acrylic.

Hydrotherapy

- Heated BubbleMassage™.

Technology

- Built-in 600W BubbleMassage™ heater warms humidified air before it enters the bath.
- Bath includes auto purge (after bath drains) and manual purge cycles to remove residual water and keep system clean.
- Auto-shutoff timer on blower allows users to enjoy Heated BubbleMassage™ experience for 60 minutes before turning off.
- User interface: electronic keypad control.

Installation

- Freestanding.
- PureFlo™ drains are not recommended for a deck-mount faucet installation.
- Remote blower motor installation required (relocation kit is included).

Recommended Products/Accessories

K-7265 Clearflo Bath Drain
K-37383 Rough-in cable bath drain, PVC, 30" cable with tubing
K-37386 rough-in cable drain, PVC, 30" cable
K-24916 Wireless Music Kit
K-23726 Drain treatment
K-23732 Tub & shower cleaner



Codes/Standards

ASME A112.19.7/CSA B45.10
CSA B45.5/IAPMO Z124
ASTM E162
ASTM E662
UL 1795
CSA C22.2 No. 218.2



KOHLER® Hydrotherapy Components Five-Year Limited Warranty KOHLER® Plastic Baths and Receptors Lifetime Limited Warranty

See website for detailed warranty information.

Available Colors/Finishes

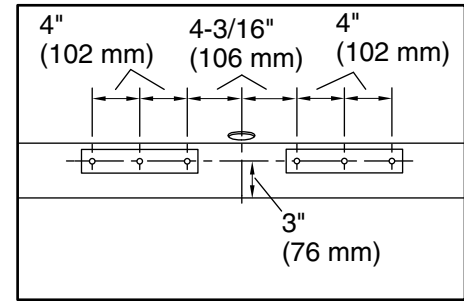
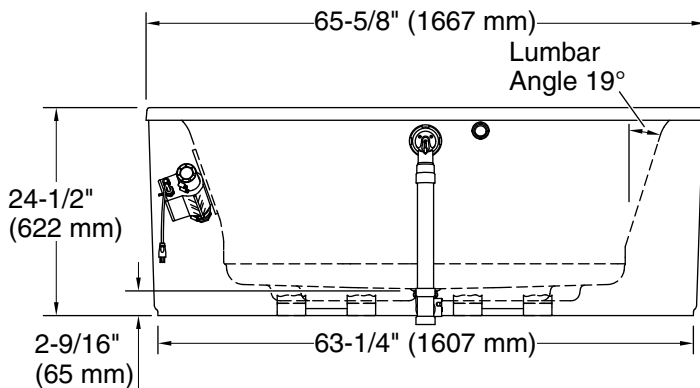
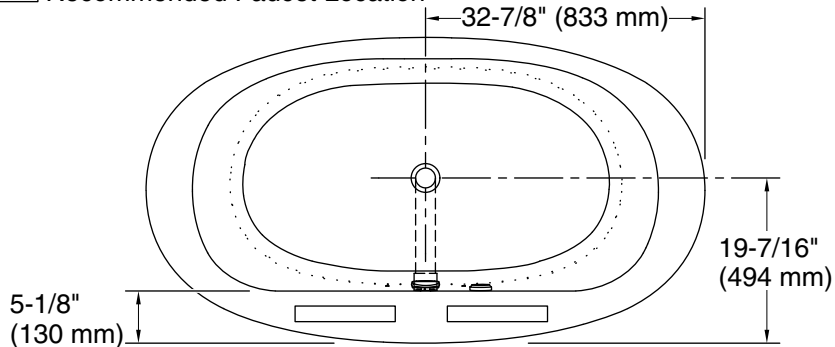
Color tiles intended for reference only.

Color Code Description

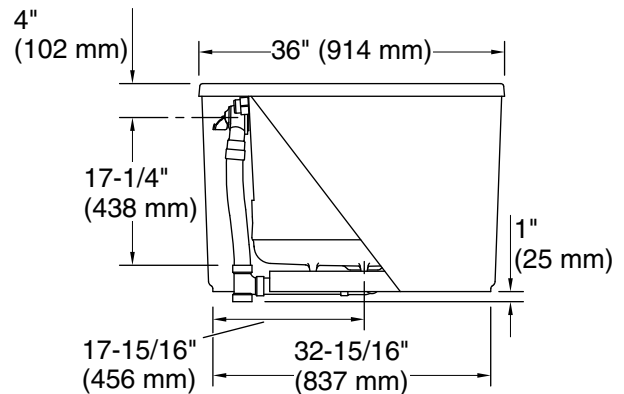
	0	White
	96	Biscuit

No change in measurements if connected with drain illustrated. (K-37386)

□ Recommended Faucet Location



Recommended Faucet Hole Location



Required Electrical Service

Two dedicated circuits required, protected with Class A Ground-Fault Circuit-Interrupter (GFCI). Outside North America, this device may be known as a Residual Current Device (RCD).

Blower: 120 V, 15 A, 60 Hz
Heater: 120 V, 15 A, 60 Hz

Technical Information

All product dimensions are nominal.

Installation: Freestanding
Drain location: Center
Basin area, bottom: 45-3/4" x 24-7/8" (1162 mm x 632 mm)
Basin area, top: 54-7/8" x 29-3/16" (1394 mm x 741 mm)
Weight: 100 lbs (45.4 kg)
Minimum floor load: 40.4 lbs/ft² (197.3 kg/m²)
Water depth: 16" (406 mm)
Water capacity: 72.6 gal (274.8 L)
Template: Footprint, 1245666, not required, not included
Electrical component rating: Blower: 120 V, 10 A, 60 Hz
Heater: 120 V, 5 A, 60 Hz

Notes

Measure your actual product for rough-in details. Install this product according to the installation instructions.

The hot water supply should be 70% of the capacity of the bath or greater. Installations will vary.

This bath is designed for freestanding installation only.

If installing a rim-mount faucet, make sure there is no interference above or below the deck before drilling any holes.