

MEMOIRS® CLASS FIVE®

Features

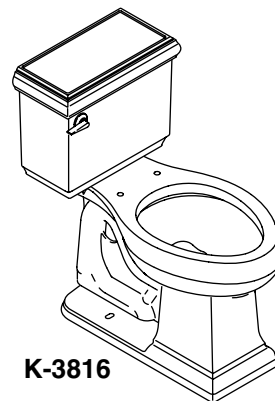
- Vitreous china
- Elongated bowl
- Class Five® flushing system
- Polished chrome trip lever
- Less seat and supply
- 12" (305 mm) rough-in
- 1.28 gpf (4.8 lpf)
- 1-15/16" (49 mm) glazed trapway
- 11-3/4" (298 mm) x 9-1/2" (241 mm) water area
- 30-3/8" (772 mm) x 17-13/16" (452 mm) x 31-7/16" (799 mm) [K-3816]
- 30-3/8" (772 mm) x 18-7/8" (479 mm) x 31-1/16" (789 mm) [K-3817]

COMFORT HEIGHT® TOILET **K-3816** ALSO K-3817

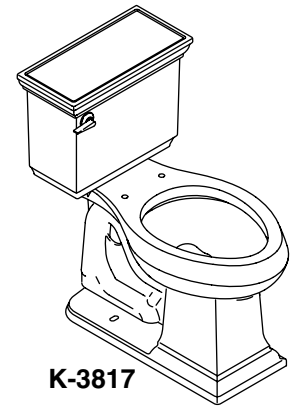
ADA

CSA B651

OBC



K-3816



K-3817

Codes/Standards Applicable

Specified model meets or exceeds the following:

- ADA
- ICC/ANSI A117.1
- CSA B651
- OBC
- ASME A112.19.2/CSA B45.1
- Energy Policy Act of 1992

Colors/Finishes

- 0: White
- Other: Refer to Price Book for additional colors/finishes

Accessories

- CP: Polished Chrome
- PB: Vibrant® Polished Brass

Specified Model

Model	Description	Trip Lever	Colors/Finishes	
K-3816	Comfort Height toilet with Classic design	left-hand	<input type="checkbox"/> 0	<input type="checkbox"/> Other_____
K-3816-RA	Comfort Height toilet with Classic design	right-hand	<input type="checkbox"/> 0	<input type="checkbox"/> Other_____
K-3816-U	Comfort Height toilet with Classic design and Insuliner	left-hand	<input type="checkbox"/> 0	<input type="checkbox"/> Other_____
K-3817	Comfort Height toilet with Stately design	left-hand	<input type="checkbox"/> 0	<input type="checkbox"/> Other_____
K-3817-RA	Comfort Height toilet with Stately design	right-hand	<input type="checkbox"/> 0	<input type="checkbox"/> Other_____
K-3817-U	Comfort Height toilet with Stately design and Insuliner	left-hand	<input type="checkbox"/> 0	<input type="checkbox"/> Other_____

Recommended Accessories

K-4650	Lustra™ elongated open-front seat – for Accessibility compliance	<input type="checkbox"/> 0			<input type="checkbox"/> Other_____
K-7637	Angle supply with stop – 3/8" NPT		<input type="checkbox"/> CP	<input type="checkbox"/> PB	<input type="checkbox"/> Other_____

Product Specification

The elongated bowl toilet shall be made of vitreous china. Toilet shall be 30-3/8" (772 mm) in length, 18-7/8" (479 mm) in width, and 31-1/16" (789 mm) in height [K-3817] or 30-3/8" (772 mm) in length, 17-13/16" (452 mm) in width, and 31-7/16" (799 mm) in height [K-3816]. Toilet shall have a 11-3/4" (298 mm) x 9-1/2" (241 mm) water area. Toilet shall be 12" (305 mm) rough-in with a 1-15/16" (49 mm) glazed trapway. Toilet shall be 1.28 gpf (4.8 lpf) per flush with Class Five flushing system. Toilet shall include a polished chrome trip lever. Toilet shall be less seat and supply. Toilet shall be Kohler Model K-_____-_____.

MEMOIRS® CLASS FIVE®

Optional Accessories

K-9167	Trip lever – non CP	<input type="checkbox"/> PB	<input type="checkbox"/> Other _____
--------	---------------------	-----------------------------	--------------------------------------

Technical Information

Fixture:	
Configuration	two-piece, elongated
Water per flush	1.28 gal (4.8 L)
Passageway	1-15/16" (49 mm)
Water area	11-3/4" (298 mm) x 9-1/2" (241 mm)
Water depth from rim	6-1/8" (156 mm)
Seat post hole centers	5-1/2" (140 mm)

Included components:	
Bowl	K-4380
Tank with Classic design OR	K-4433
Tank with Stately design	K-4434
Tank cover with Classic design OR	1052861
Tank cover with Stately design	1052862
Trip lever	K-9167

Included components: (cont.)

Bolt cap accessory pack	1013092
-------------------------	---------

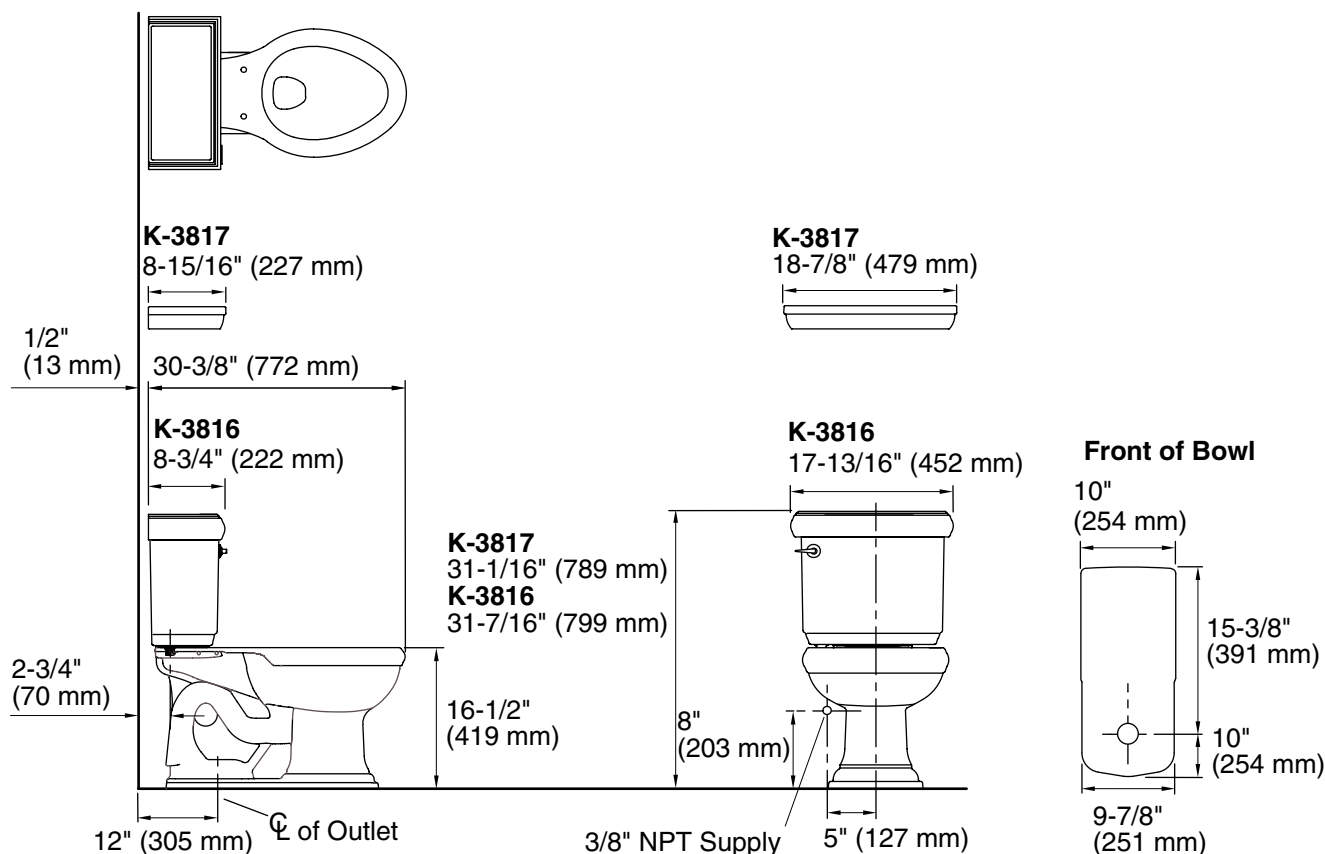
Installation Notes

Install this product according to the installation guide.

Will comply with the American Disabilities Act (**ADA**) when installed per the requirements of the Accessibility Guidelines, Section 604 Water Closets, of the Act. The Model Plumbing Codes require the installation of elongated open-front toilet seats in public bathrooms.

Will comply with **CSA B651** when installed per Clause 4.3.6 of the standard.

Will comply with **OBC** when installed per Clause 3.8.3.8 and 3.8.3.9.



Product Diagram