

**Features**

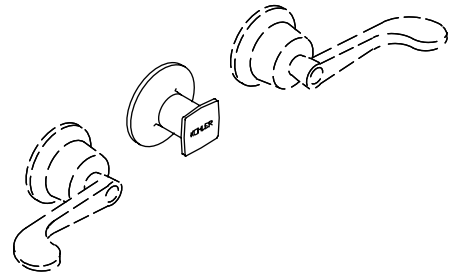
- Brass construction
- For 8" (20.3 cm) centers
- Integral diverter mechanism
- Variety of handle style options

**BATH AND SHOWER FAUCET TRIM  
K-T7751**

**Codes/Standards Applicable**

Specified model meets or exceeds the following:

- ASME 112.18.1/CSA B125
- IAPMO/UPC







**Colors/Finishes**

- CP: Polished Chrome

**Accessories**

- CP: Polished Chrome
- Other: Refer to Price Book for additional colors/finishes
- NA: None applicable

**Specified Model**

Model	Description		 <b>ADA</b>	 <b>ADA</b>	 <b>ADA</b>
K-T7751-2	Bath and shower faucet trim, standard handles	<input type="checkbox"/> CP			
K-T7751-3	Bath and shower faucet trim, cross handles		<input type="checkbox"/> CP		
K-T7751-4	Bath and shower faucet trim, lever handles			<input type="checkbox"/> CP	
K-T7751-5	Bath and shower faucet trim, wristblade handles				<input type="checkbox"/> CP

<b>Required Accessories</b>		
K-303-K	3-handle 1/2" ceramic disc valve system	<input type="checkbox"/> NA

**Product Specification**

Bath and shower faucet trim shall be of brass construction. Bath and shower trim shall for 8" (20.3 cm) centers. Bath and shower trim shall have integral diverter mechanism and a variety of handle style options. Trim shall be Kohler Model K-T7751-\_\_\_\_-CP and valve system shall be Kohler Model K-303-K-NA.

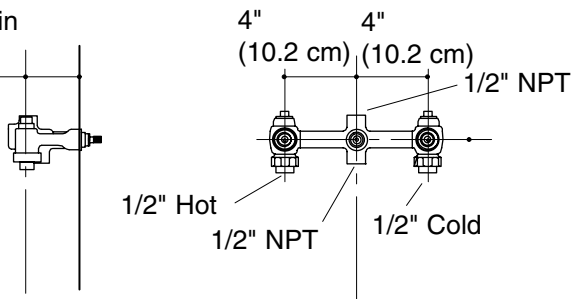
# TRITON®


Optional Accessories			
56373	Deep roughing-in kit for wall-mount and shower faucets. For all handles except bath and shower faucets with stops	<input type="checkbox"/> CP	<input type="checkbox"/> Other _____
56374	Elongated escutcheons for bath and shower faucets with stops	<input type="checkbox"/> CP	<input type="checkbox"/> Other _____
42020	Diverter	<input type="checkbox"/> CP	<input type="checkbox"/> Other _____

## Installation Notes


Install this product according to the installation guide.

2-1/4" (5.7cm) Min  
3" (7.6 cm) Max




2-1/2" (6.4 cm) D.  2-7/8" (7.3 cm)

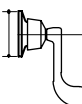
**Standard**

2-1/2" (6.4 cm) D.  2-7/8" (7.3 cm)

**Cross**

2-1/2" (6.4 cm) D.  2-7/16" (6.2 cm)

**Lever**

2-1/2" (6.4 cm) D.  4" (10.2 cm)

**Wristblade**

## Product Diagram