

Features

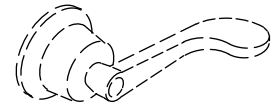
- Brass construction
- For 8" (20.3 cm) centers
- Variety of handle style options

**BATH AND SHOWER FAUCET TRIM
K-T7744**

Codes/Standards Applicable

Specified model meets or exceeds the following:

- ASME A112.18.1
- CSA B125
- IAPMO/UPC
- CSA International



Colors/Finishes

- CP: Polished Chrome
- Other: Refer to Price Book for additional colors/finishes

Accessories

- CP: Polished Chrome
- Other: Refer to Price Book for additional colors/finishes
- NA: None applicable

Specified Model

Model	Description				
K-T7744-2	Bath and shower faucet trim with standard handles	<input type="checkbox"/> CP			
K-T7744-3	Bath and shower faucet trim with cross handles		<input type="checkbox"/> CP		
K-T7744-4	Bath and shower faucet trim with lever handles			<input type="checkbox"/> CP	
K-T7744-5	Bath and shower faucet trim with wristblade handles				<input type="checkbox"/> CP
Required Accessories					
K-302-K	Two-handle 1/2" high-flow ceramic disc valve system				<input type="checkbox"/> NA

Product Specification

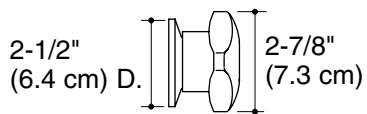
Two-handle bath and shower faucet trim shall be of brass construction. Trim shall feature a variety of handles. Trim shall be Kohler Model K-T7744-_____-CP and valve system shall be Kohler Model K-302-K-NA.

TRITON®

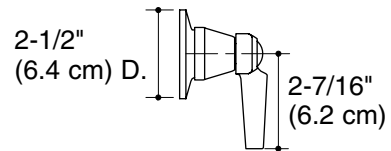
Optional Accessories		Colors/Finishes	
56373	Deep roughing-in kit for wall-mount and shower faucets	<input type="checkbox"/> CP	<input type="checkbox"/> Other
56374	Elongated escutcheons for bath and shower faucets with stops	<input type="checkbox"/> CP	<input type="checkbox"/> Other

Installation Notes

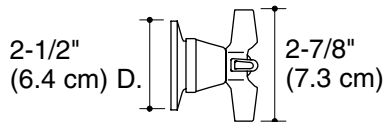
Install this product according to the installation guide.



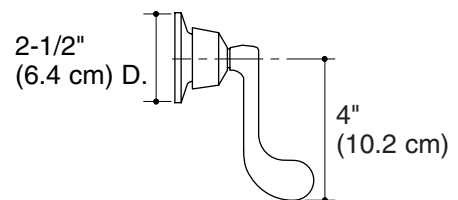
Standard



Lever



Cross



Wristblade

Product Diagram