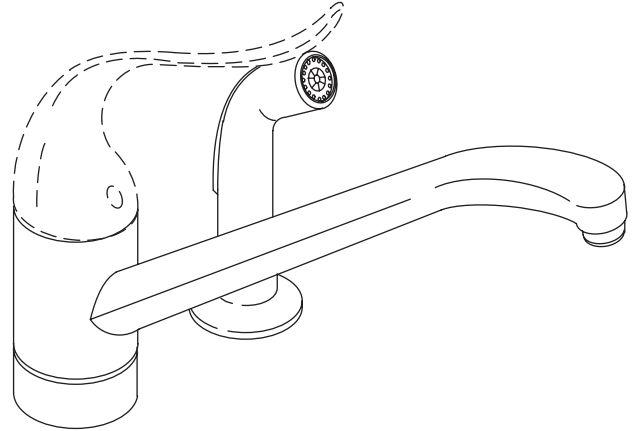


**KITCHEN SINK FAUCET  
K-15176**

**ADA**

**Features**

- Metal construction
- One-piece, self-contained ceramic disc valve allows both volume and temperature control
- Temperature memory allows faucet to be turned on and off at any temperature setting
- High-temperature limit setting for added safety
- Available with an 8-1/2" (21.6 cm) or 10" (25.4 cm) swing spout reach
- Flexible supplies
- Matching finish sidespray
- ADA compliant loop or lever handle
- Lower flow aerator options are available (refer to the Kohler Price Book)
- 2.2 gpm (8.3 lpm) maximum flow rate



**Codes/Standards Applicable**

Specified model meets or exceeds the following at date of manufacture:

- ADA
- ASME A112.18.1/CSA B125.1
- ICC/ANSI A117.1
- Energy Policy Act of 1992
- NSF 61
- All applicable US Federal and State material regulations

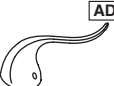

**Colors/Finishes**

- CP: Polished Chrome
- Other: Refer to Price Book for additional colors/finishes

**Accessories**

- CP: Polished Chrome
- Other: Refer to Price Book for additional colors/finishes
- NA: None applicable

**Specified Model**

Model	Description	Lever Handle		Loop Handle	
					
K-15176-F	Kitchen sink faucet – with 8-1/2" (21.6 cm) swing spout	<input type="checkbox"/> CP	<input type="checkbox"/> Other_____		
K-15176-FL	Kitchen sink faucet – with 10" (25.4 cm) swing spout			<input type="checkbox"/> CP	<input type="checkbox"/> Other_____
K-15176-FT	Kitchen sink faucet – with 10" (25.4 cm) swing spout	<input type="checkbox"/> CP	<input type="checkbox"/> Other_____		

**Product Specification**

The single-control kitchen sink faucet shall be of metal construction. Product shall have a maximum flow rate of 2.2 gallons (8.3 L) per minute with lower flow aerator options available (refer to the Kohler Price Book). Product shall feature a one-piece, self-contained ceramic disc valve, which allows both volume and temperature control. Product shall feature temperature memory, allowing the faucet to be turned on and off at any temperature setting. Product shall feature a high-temperature limit setting for added safety, flexible supplies, and a matching finish sidespray. Product shall be available with an 8-1/2" (21.6 cm) or 10" (25.4 cm) spout reach. Product shall be available with an ADA compliant loop or lever handle. Faucet shall be Kohler Model K-15176-\_\_\_\_-\_\_\_\_.

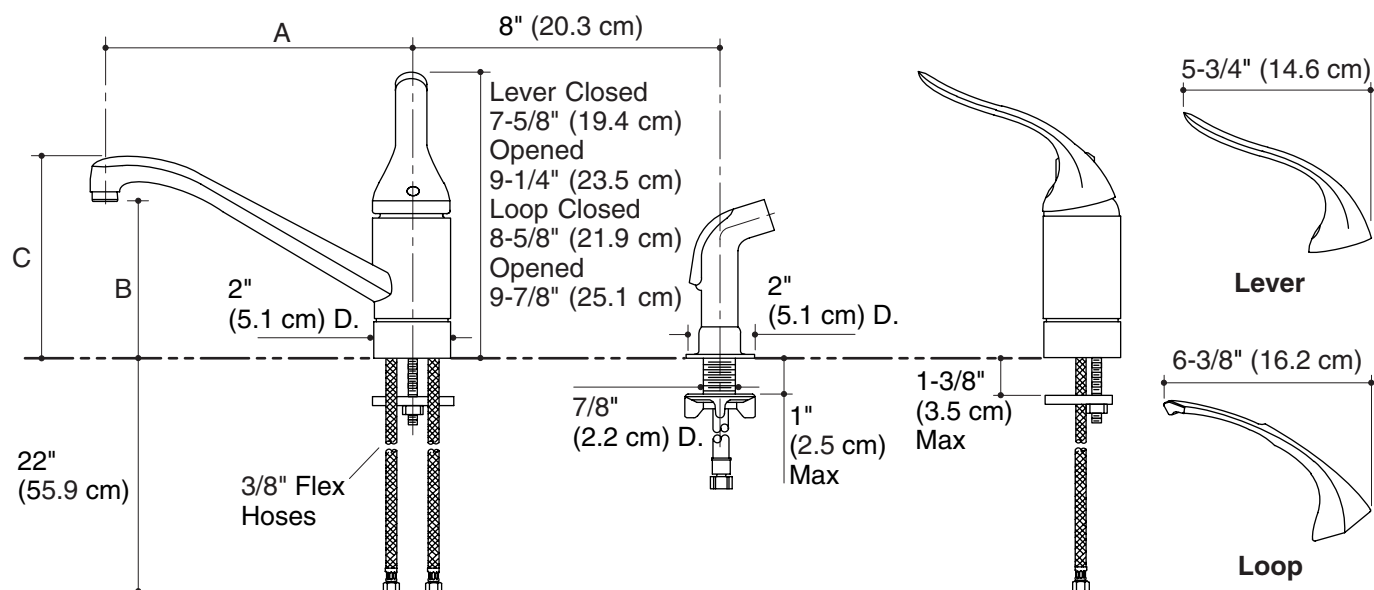
# CORALAIS®

## Optional Accessories

K-15179-A	12" (30.5 cm) swing spout and aerator	<input type="checkbox"/> CP	
1030920	Sidespray deep roughing-in kit		<input type="checkbox"/> NA

## Installation Notes

Install this product according to the installation guide.



	A	B	C
K-15176-F	8-1/2" (21.6 cm)	5-1/8" (13 cm)	6-1/4" (15.9 cm)
K-15176-FT, K-15176-FL	10" (25.4 cm)	6-1/4" (15.9 cm)	7-1/4" (18.4 cm)

## Product Diagram