

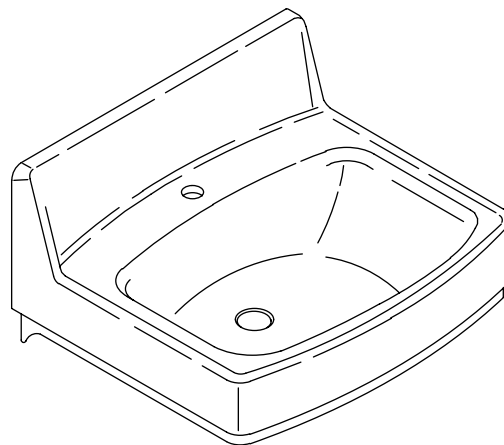
Features

- Wall-mount
- With overflow
- Drilled for concealed arm carrier
- With hanger
- Vitreous china
- Optional soap dispenser hole on left (-L) or right (-R)
- 20-3/4" (52.7 cm) x 18-1/4" (46.4 cm)

WALL-MOUNT LAVATORY K-2031

ADA

OBC



Codes/Standards Applicable

Specified model meets or exceeds the following:

- ADA
- ICC/ANSI A117.1
- OBC
- ASME A112.19.2/CSA B45.1

Colors/Finishes

- 0: White
- Other: Refer to Price Book for additional colors/finishes

Accessories:

- CP: Polished Chrome
- Other: Refer to Price Book for additional colors/finishes

Specified Model

Model	Description	Colors/Finishes	
K-2031	Single-hole lavatory less soap dispenser hole	<input type="checkbox"/> 0	<input type="checkbox"/> Other_____
K-2031-L	Single-hole lavatory with soap dispenser hole on left	<input type="checkbox"/> 0	<input type="checkbox"/> Other_____
K-2031-R	Single-hole lavatory with soap dispenser hole on right	<input type="checkbox"/> 0	<input type="checkbox"/> Other_____
K-2031-N	Single-hole lavatory less overflow	<input type="checkbox"/> 0	<input type="checkbox"/> Other_____
K-2031-NL	Single-hole lavatory with soap dispenser hole on left less overflow	<input type="checkbox"/> 0	<input type="checkbox"/> Other_____
K-2031-NR	Single-hole lavatory with soap dispenser hole on right less overflow	<input type="checkbox"/> 0	<input type="checkbox"/> Other_____

Recommended Accessory			
K-8998	Trap	<input type="checkbox"/> CP	<input type="checkbox"/> Other_____
Optional Accessory			
K-1808-P	Brackets		<input type="checkbox"/> NA

Product Specification:

The single-hole wall-mount lavatory shall be 20-3/4" (52.7 cm) in length, and 18-1/4" (46.4 cm) in width. Lavatory shall be made of vitreous china. Lavatory with hanger and overflow shall be drilled for concealed arm carrier. Lavatory shall have optional soap dispenser hole on left (-L) or right (-R). Lavatory shall be Kohler Model K-2031-_____.

GREENWICH™

Technical Information

Fixture:*	
basin area	15" (38.1 cm) x 10" (25.4 cm)
water depth	3-1/4" (8.3 cm)
Drain hole	1-3/4" (4.4 cm) D.
* Approximate measurements for comparison only.	

Spout hole	1-3/8" (3.5 cm) D.
Faucet hole	1-3/8" (3.5 cm) D.
Soap dispenser hole	1-1/4" (3.2 cm) D.

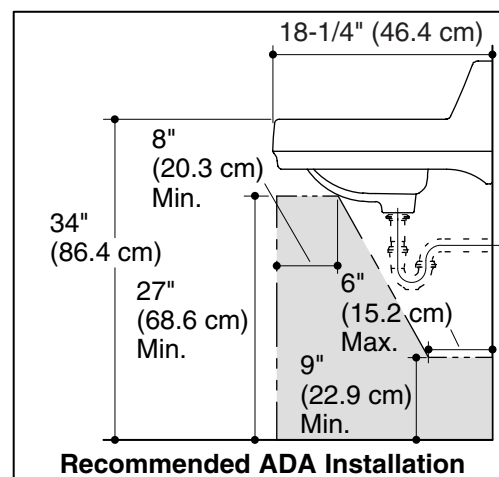
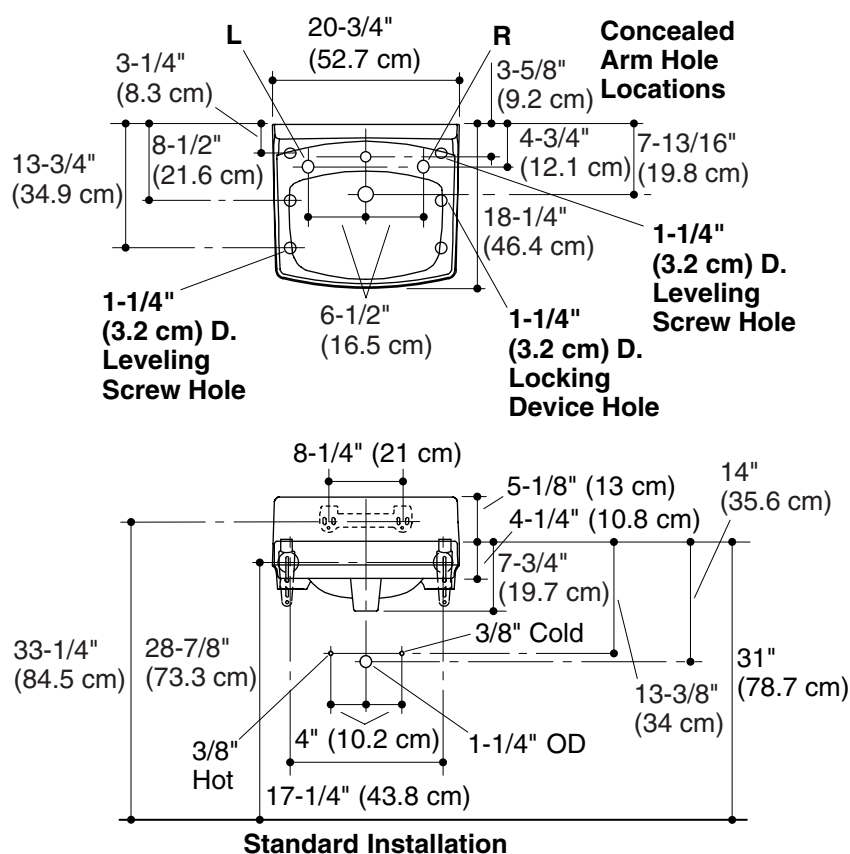
Included components:	
Hanger	64839
Supplied hanger is not used with concealed arm carrier.	

Installation Notes

Install this product according to the installation guide.

Will comply with **ADA** when installed per section 606
Lavatories of the Act.

Will comply with **OBC** when installed per Clause 3.8.3.11.



Product Diagram