

SPECIFICATIONS

Certifications/Qualifications

ADA Compliant	No
Prop65	No
Location Rating	Damp kichler.com/warranty

Dimensions

Height	9"
Width	15"
Height From Center Of Wall Opening (Spec Sheet)	6.5"
Extension	5.5"
Weight	3.1 LBS
Canopy Width	5"
Canopy Depth	1"

Electrical

Input Voltage	120 V
---------------	-------

Light Source

Light Source	Bulb
Lamp Included	Not Included
# Of Bulbs/LED Modules	2
Max Or Nominal Watt	75 W
Lamp Type	A
Socket Type	E26 (Medium)
Dimmable	Yes

Mounting/Installation

Interior/Exterior	Interior Product
Mounting Weight	1.9 LBS
Lead Wire Length	6
Wire Connectors	Wire Nuts

FIXTURE ATTRIBUTES





Housing/Glass

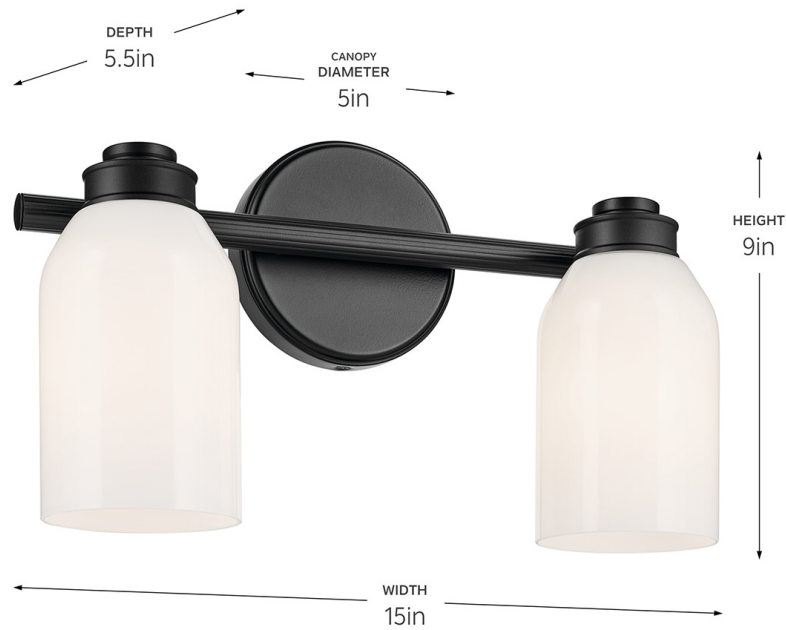
Primary Material	Steel
Shade Included	Yes
Shade Description	Glass Cylinder Shade
Shade Dimensions	4.00" DIA X 6.25"

Product/Ordering Information

SKU	55201BK
Finish	Black
UPC	783927053631

Finishes

-  Black
-  Brushed Nickel
-  Champagne Bronze™
-  Chrome



ALSO IN THIS FAMILY

