

Amiga™ 7236 Whirlpool Skirted Bathtub Skirt

Letter	Description	Whirlpool w/ Skirt	Soaking w/ Skirt
-	Drain Location	Left Hand / Right Hand	End
-	Whirlpool Pump Location	Opposite end of drain location	N/A
-	Cutout	N/A	
-	Total Weight	1029 lb (467 kg)	995 lb (451 kg)
-	Floor Loading	57 lb/ft ² (278 kg/m ²)	55 lb/ft ² (269 kg/m ²)
-	Operating Gallons (Min/Max)	54Gal (204L) / 78 Gal (295L)	78 Gal (295L)
-	Product Weight	129 lb (59 kg)	95 lb (43 kg)
L	Outer Length	72.00" (1829 mm)	
W	Outer Width	36.00" (914 mm)	
H	Overall Height	20.75" (527 mm)	
A	Overflow Height	16.88" (429 mm)	
B	Long Edge to Drain Center	14.60" (371 mm)	
C	Short Edge to Drain Center	18.00" (457 mm)	
D	Drain Shoe Length	11.50" (292 mm)	
E	Flange Height	1.00" (25mm)	
F	Deck Width		
G	Service Access Dimensions	See illustration below	N/A
I	Floor Cutout for Drain	12.00" x 4.00" (305 mm x 102 mm)	
J	Interior Dimensions (JW x JL)	22.00" x 45.00" (559 mm x 1143 mm)	

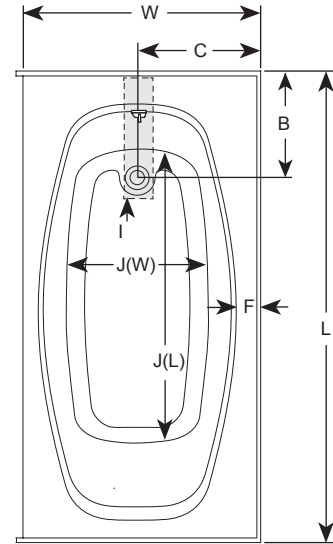
NOTE

The overall dimensions are nominal with a tolerance of +0 and -.25" (6mm).

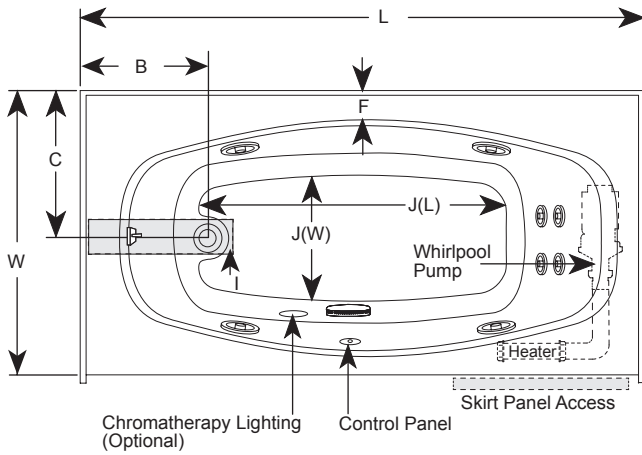
Electrical Specifications

(Each component requires a separate, dedicated GFCI protected circuit)

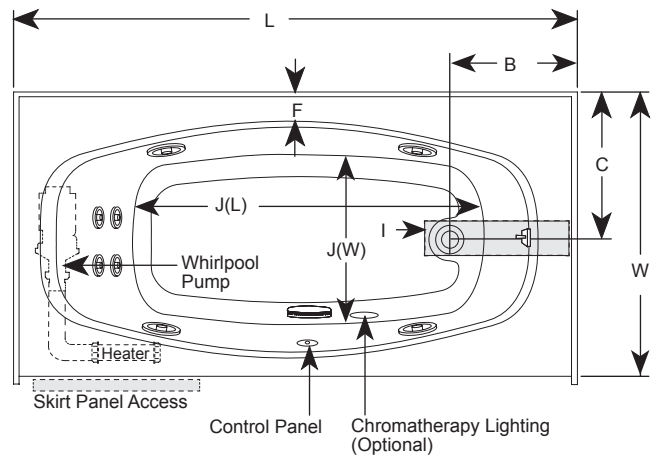
Motor/Pump 120V 15A 60HZ
Heater (optional) 120V 15A 60HZ


Skirted Soaking Bathtub
Key Dimensions

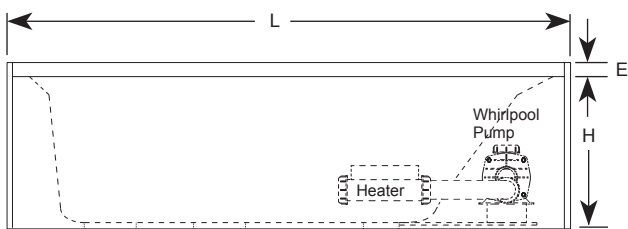
(Left End Drain / Right Side Whirlpool Pump)



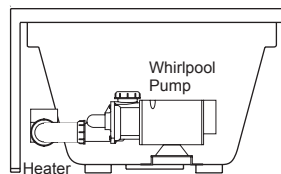
(Left End Whirlpool Pump / Right Side Drain)



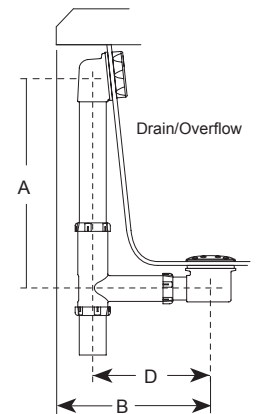
*Deck width reflects only area indicated on detail.



Side View



End View



NOTE: Drawings not to scale.