

TECHNICAL SPECIFICATIONS



Cetra® 536 Pure Air II™ Bath

CET6036 ALR 2XX

Cetra® 536 Pure Air® II Bath Left Hand (BF90)

INSTALLATION NOTES

Refer to installation instructions included with fixture before beginning installation. Please confirm product availability and specifications before commencing with any installation work.

PRODUCT SPECIFICATIONS AND AVAILABILITY ARE SUBJECT TO CHANGE WITHOUT NOTICE.

KEY DIMENSIONS

DIMENSIONS

60" L x 36" W x 21-1/4" H

(1524 mm) L x (914 mm) W x (540 mm) H

DRAIN/OVERFLOW

A: 18-1/2" (470 mm) B: 9" (229 mm)

CUTOUT

58" x 34"

TOTAL WEIGHT

763 lb (346 kg) / 51 lb/sq. ft. (248 kg/m²)

OPERATING GALLONAGE

Min. 49 U.S. Gal. (186 Liters)

Max. 62 U.S. Gal. (235 Liters)

PRODUCT WEIGHT

105 lb (48 kg)

SKIRT MOUNTING

Optional, U-Frame: P/N F955

ELECTRICAL SPECIFICATIONS

Requires a dedicated GFCI protected separate circuit.

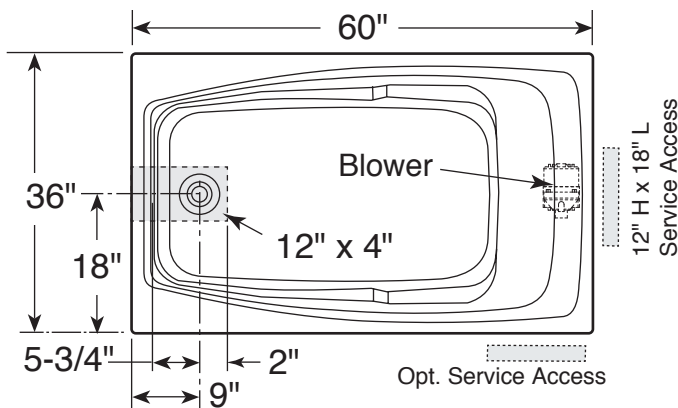
Blower: 120 VAC, 15 AMP, 60 Hz.

HEATER

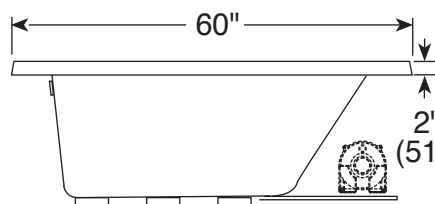
No water heater is available on this unit. Blower has integral air heater.

FEATURES, UPGRADES & ACCESSORIES

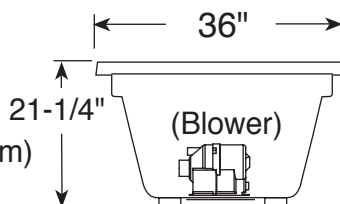
- LEFT HAND DRAIN LOCATION
- ACCESSORIES / HARDWARE:
 - ROTARY DRAIN KIT, 26" CABLE: #8730
 - TRIP-LEVER DRAIN KIT #X559
- TRIM KIT FINISHES AVAILABLE:
 - (827) – CHROME
 - (898) – BRUSHED CHROME
 - (815) – SATIN NICKEL
 - (829) – BRIGHT BRASS
 - (805) – PLATINUM
 - (826) – BRUSHED NICKEL
 - (845) – OIL RUBBED BRONZE



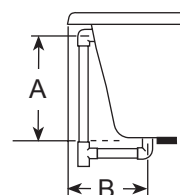
Product shown: Cetra 536 Pure Air® ii bath left hand shown model: BF90
 * Measurements inside unit represent cutout in floor to allow for drain/overflow. Minimum Service Access dimensions given.



END VIEW



SIDE VIEW



DRAIN/OVERFLOW