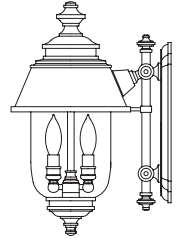
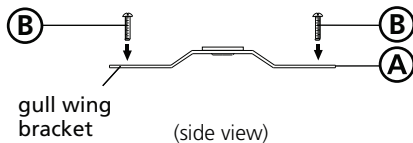


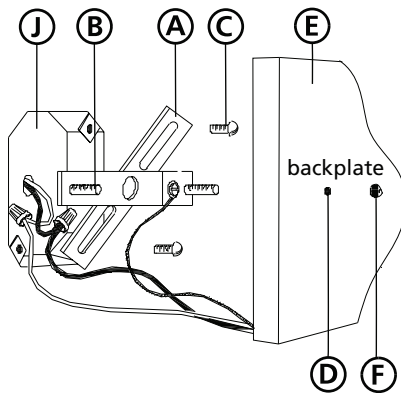
Family: Americana | Item No. 2594 OB



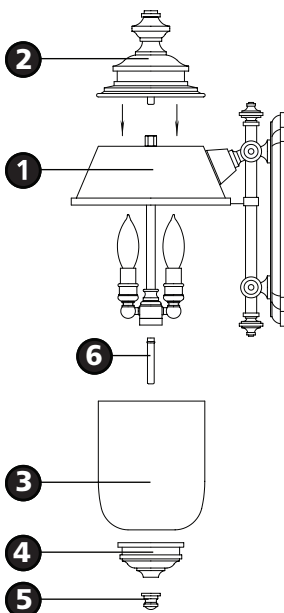
Drawing 1 - Strap Detail



Drawing 2 - Fixture Mounting



Drawing 3 - Fixture Assembly



▼ start here

1

1. Find a clear area in which you can work.
2. Unpack fixture and glass from carton.
3. Carefully review instructions prior to assembly.

***** The construction of this fixture will be accomplished by first assembling the main fixture body, installing the mounting strap to the junction box, making all necessary wiring connections, mounting the fixture to the wall, and then installing the glass.**

2

1. Prepare mounting strap (A) by threading the two 1 1/4" long mounting screws (B) into the back of the gull wing bracket - see **Drawing 1**.
 - Be sure the holes into which the screws are threaded match the spacing of holes (D) in the back plate (E) - see **Drawings 1 and 2**.
2. Attach mounting strap (A) to junction box (J) using two 1" screws (C) provided - see **Drawing 2**.

SAFETY WARNING: READ WIRING AND GROUNDING INSTRUCTIONS (I.S. 18) AND ANY ADDITIONAL DIRECTIONS. TURN POWER SUPPLY OFF DURING INSTALLATION. IF NEW WIRING IS REQUIRED, CONSULT A QUALIFIED ELECTRICIAN OR LOCAL AUTHORITIES FOR CODE REQUIREMENTS.

3

Make electrical connections from supply wire to fixture lead wires. Refer to instruction sheet (I.S. 18) and follow all instructions to make all necessary wiring connections. Then refer back to this sheet to continue installation of this fixture.

4

1. Slide backplate (E) over screws (B) and secure with ball knobs (F) - see **Drawing 2**.

5

1. Prior to installing glass, fixture can be lamped accordingly.
2. To install glass, align top trim (2) with top of main body assembly (1) and thread clockwise until snug - see **Drawing 3**.
3. Thread lower rod (6) into bottom of main body (1).
4. Slide glass (3) up and hold in place.
5. Slide bottom trim (4) over rod (6).
6. While holding in place, thread finial (5) onto lower rod (6) to secure glass.

Note: Maximum wattage for 2594 fixture is 40 watts per bulb.

2.7.08