

32 298

LADYLUX® L2

SINGLE-HANDLE PULL DOWN KITCHEN FAUCET TRIPLE SPRAY 1.75 GPM

Pure Freude
an Wasser






STANDARD SPECIFICATION:

- GROHE SilkMove®
- GROHE StarLight®
- 15 13/16" Faucet height
- 8 3/8" Aerator height
- 9 5/16" Faucet reach
- Pull-down spray with 3 spray types: laminar spray, shower spray, and blade spray (reduced water consumption by up to 50% and even stronger spray performance)
- Stop function - pause button to stop the water flow
- Automatic return to laminar spray
- Adjustable flow rate limiter
- 360° Swivel spout
- Nylon braided flex hoses
- GROHE QuickFix® Plus installation system
- 1.75gpm
- Compatible with GROHE Foot Control retro-fit set (30 310 000)



PRODUCT FEATURES:



-  GROHE SilkMove®
-  GROHE StarLight®
-  GROHE QuickFix®

CERTIFICATIONS:



- ADA
- CEC Certified
- Low Lead Certified
- CALGreen Compliant
- Massachusetts Plumbing Board Approved
- Energy Policy Act of 1992
- NSF 61
- CSA B125.1
- ASME A112.18.1
- Complies with lead plumbing laws

AVAILABLE FINISHES:

- 32298003**  GROHE StarLight® Chrome
- 32298DC3**  SuperSteel InfinityFinish™

NOTE: Install this product according to the installation guide. ADA, CSA compliant when installed to the specific requirements of these regulations.

Tel: 1.630.582.7711 Fax: 1.630.582.7722
We reserve the right to make revisions without notice to product specifications.
For the most current Specification Sheet, go to www.grohe.us.
06-21-2021

PART OF **LIXIL**

