

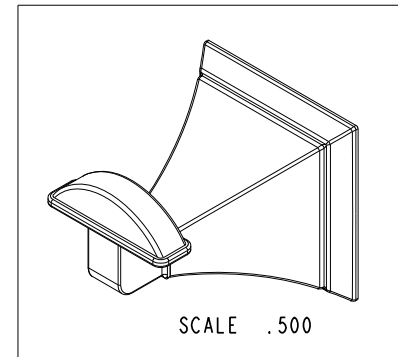
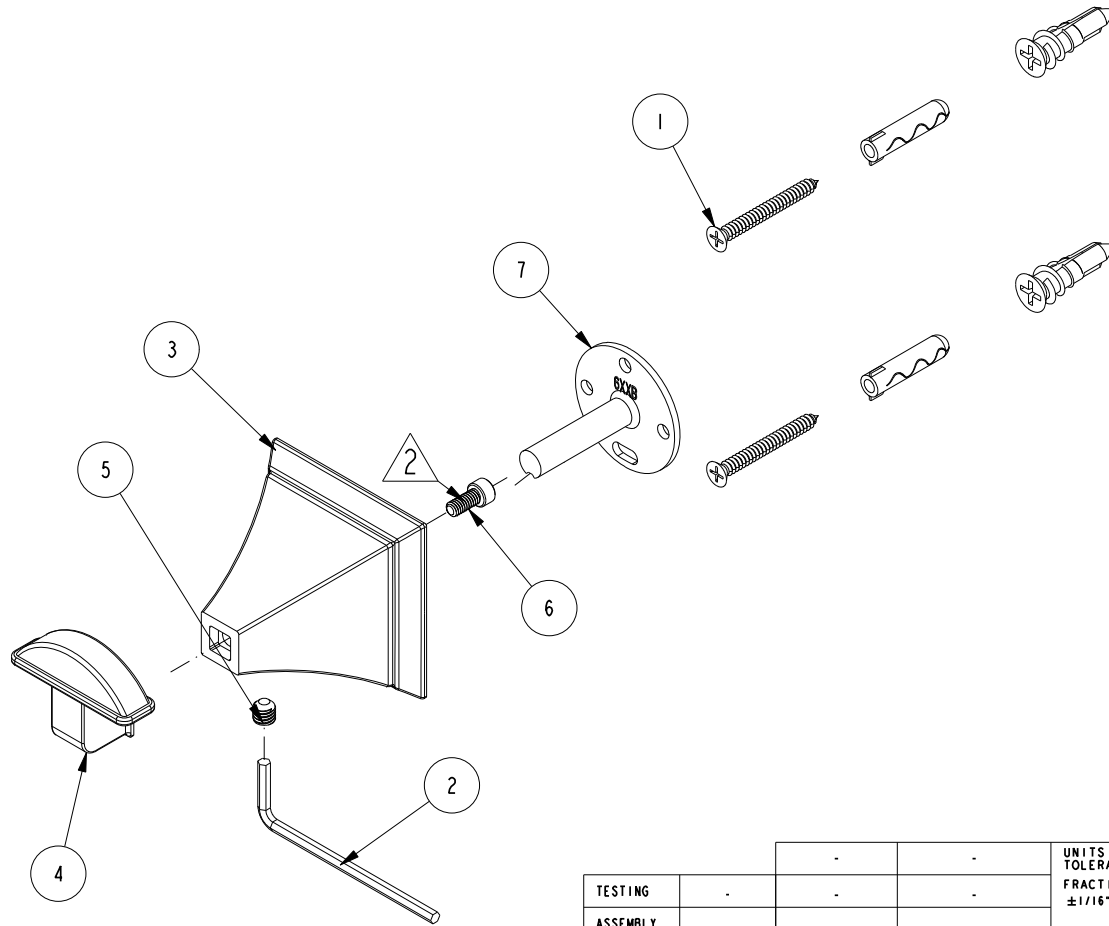
NOTES:

(N1) 1. FIT / FORM / FUNCTION SHALL FOLLOW PS-E.008.

(N2)  2 APPLY LOCTITE 680.

**BILL OF MATERIAL (CURRENT LEVEL)**

ITEM	PT/ASSY	DESCRIPTION	TYPE	QTY.
1	1-206	HARDWARE PACK	ASSEMBLY	1
2	10615	HEX KEY, 3MM ALLOY STEEL	PART	1
3	40516	POST - ROBE HOOK	PART	1
4	80415	HOOK POST	PART	1
5	92031	SCRW, M6 X 1 X 6 SKT HD CUP PT SS	PART	1
6	92527	SCRW, 8-32 X 3/8 SKT CAP HD SS	PART	1
7	6XXB	MOUNTING BRACKET	PART	1



TESTING	-	-	-	UNITS ARE: INCHES [MM]
ASSEMBLY	-	-	-	TOLERANCES ARE:
PLATING	-	-	-	FRACTIONS DECIMALS ANGLES
POLISHING	-	NEXT ASSY	USED ON	±1/16" .X ±.1 [2,5] ±1°
MACHINING	-	APPLICATION		(X.XXX) DENOTES CRITICAL DIMS.
TOOLING FIXTURE #	REMOVE ALL BURRS AND SHARP EDGES			ALL THREADS ARE CRITICAL
				DRAWN
				CHECKED
				APPROVED

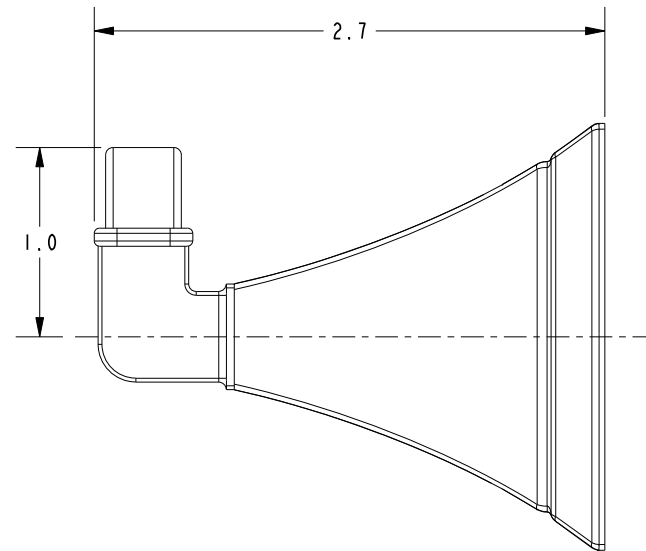
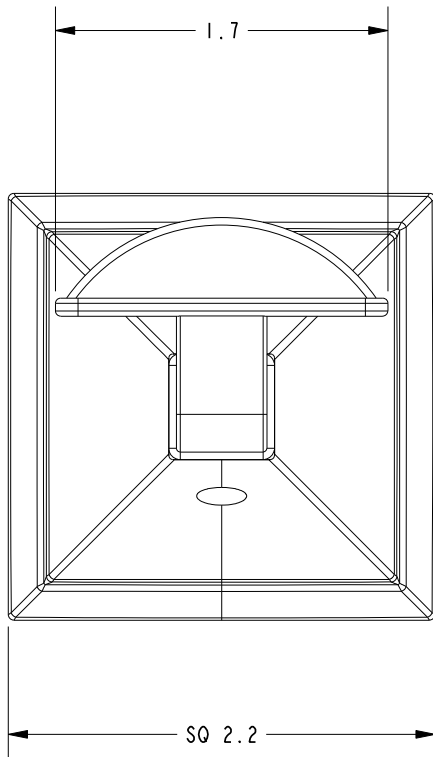
**BRASSTECH** 2001 CARNEGIE AVE.  
INCORPORATED SANTA ANA, CA 92705  
(949) 417-5207

**ROBE HOOK**

DWG NO.	4910	REV	A
SCALE	.500	REF.	-
SHEET	1	OF	2

COPYRIGHT 2005 BRASSTECH, INC.  
THESE DRAWINGS AND THE DESIGNS  
DEPICTED HEREIN ARE THE PROPRIETARY  
PROPERTY OF BRASSTECH. ANY USE  
OR REPRODUCTION IS SUBJECT TO  
THE EXPRESS APPROVAL OF BRASSTECH.  
UNAUTHORIZED USE IS STRICTLY  
PROHIBITED. ALL RIGHTS RESERVED.

REV	A	DESCRIPTION	EN-2880	DATE	4/27/15	APPROVED	J.M.
REV	-	DESCRIPTION	EN-2749	DATE	05/13/14	APPROVED	-
ZONE	REV	DESCRIPTION	DATE	APPROVED			



<b>BRASSTECH</b>		2001 E. CARNEGIE AVE.	
INCORPORATED		SANTA ANA, CA 92705	
		(949) 417-5207	
DWG NO.	4910	REV	A
SCALE	1.000	REF.	-
		SHEET	2 OF 2