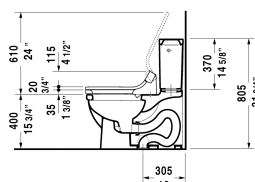
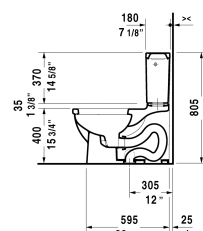
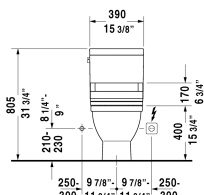
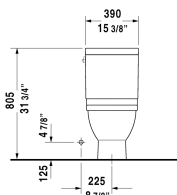
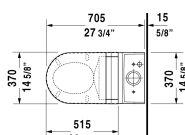
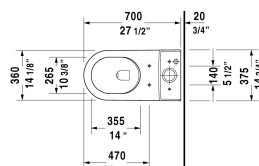
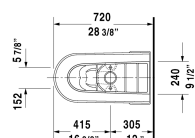


Two-Piece toilet # 212501..00

|< 14 5/8" Inch >|



Two-Piece toilet	Dimension	Weight	Order number
(without cistern), cUPC listed, US-version toilet, suitable for SensoWash Starck, syphonic, 12" rough-in, vertical outlet, 1.28 gpf			
Colors			
00 White			
Variant			
©	14 5/8" x 27 3/4" Inch	85.8 lb	212501..00
Cistern with Single Flush mechanism, with side lever, 3" flapper valve, bottom left supply, cUPC listed	15 3/8" x 7 1/8" Inch	30.4 lb	092040
Toilet seat ring elongated, open front, hinges plastic, without slow close		3 lb	006431
Toilet seat ring elongated, open front, hinges plastic, with slow close		3 lb	006439
Toilet seat and cover elongated, hinges stainless steel, without slow close		4.4 lb	006332
Toilet seat and cover elongated, hinges stainless steel, with slow close, removable		4.4 lb	006339
Mounting set for One-piece and Two-piece toilets, 1/2", US-version		1.1 lb	001417
SensoWash Starck shower-toilet seat remote control included, ciAPMO®ELECTRICAL, power actuated lid and seat, rear-, front and oscillating wash, individual adjustment of water-, air- and seat surface temperature as well as nozzle position and jet strength, self-cleaning wand, 2 individually programmable user profiles, night light, Quick release: easy seat unit removal and attachment, on / off-button	14 5/8" x 20 1/4" Inch		610000

Two-Piece toilet # 212501..00

|< 14 5/8" Inch >|

All drawings contain the necessary measurements which are subject to standard tolerances. They are stated in inch & mm and are non-binding. Exact measurements, in particular for customized installation scenarios, can only be taken from the finished ceramic piece.