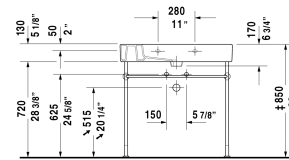
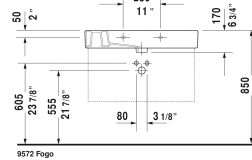
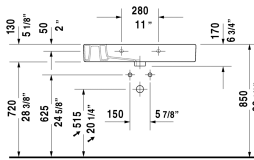
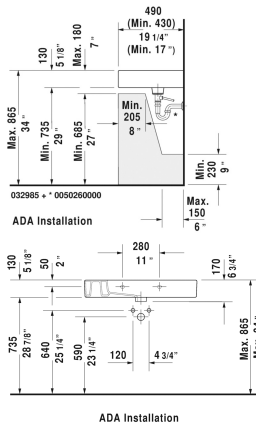
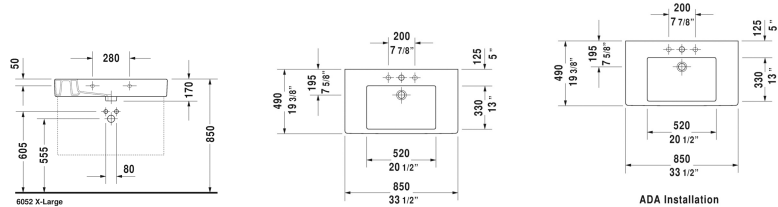


Vero Furniture washbasin # 0329850000 / 0329850060 / 0329850087

< 33 1/2" Inch >




Furniture washbasin	Dimension	Weight	Order number
with faucet deck, wall-mounted, hardware included, cUPC listed, 33 1/2" Inch			
Colors			
00 White			
Variant			
p with overflow	33 1/2" x 19 1/4" Inch	56 lb	0329850000
with overflow	33 1/2" x 19 1/4" Inch	56 lb	0329850060
p p p with overflow, Faucet holes 1 3/8"	33 1/2" x 19 1/4" Inch	56 lb	0329850087
Infobox			
Washbasin is not ADA compliant in combination with pedestal, siphon cover or metal console			
Sanitary ceramics with the special WonderGliss surface finish will remain clean and attractive-looking for a long time to come. When ordering WonderGliss please add a "1" as eleventh digit to the model number.			
Towel rail square tube 1/2", Chrome	31 7/8" Inch	1 lb	003036

Vero Furniture washbasin ♿ # 0329850000 / 0329850060 / 0329850087

|< 33 1/2" Inch >|

Metal console height adjustable +2", for furniture washbasin # 032985		7.1 lb	003071
Space-saving siphon	1 1/4" Inch	0.9 lb	005076
Design Siphon		3.3 lb	005036
Suitable products			
Vanity unit wall-mounted 1 pull-out compartment, 3 glass dividers, 2 box drawers large, 2 box drawers small, (not ground), for Vero # 032985, 31 1/2" x 18 1/4" / 15" Inch	31 1/2" x 18 1/4" / 15" Inch		F09572
Vanity unit wall-mounted 1 pull-out compartment, for Vero # 032985 (not ground), 31 1/2" x 17 7/8" Inch	31 1/2" x 17 7/8" Inch		KT6690
Vanity unit wall-mounted 2 drawers, upper drawer including cut-out for siphon and siphon cover, for Vero # 032985 (not ground), 31 1/2" x 17 7/8" Inch	31 1/2" x 17 7/8" Inch		KT6640
Vanity unit wall-mounted 2 drawers, upper drawer including cut-out for siphon and siphon cover, for Vero # 032985 (not ground), 31 1/2" x 18 1/2" Inch	31 1/2" x 18 1/2" Inch		DL6320
Vanity unit wall-mounted 1 pull-out compartment, compartment consists of glass dividers and 2 boxes (small/large), for Vero # 032985 (not ground), 31 1/2" x 18 3/8" Inch	31 1/2" x 18 3/8" Inch		XL6052
Vanity unit wall-mounted 2 drawers, upper drawer including cut-out for siphon and siphon cover, for Vero # 032985 (not ground), 31 1/2" x 18 3/8" Inch	31 1/2" x 18 3/8" Inch		XL6352
Vanity unit wall-mounted 1 opened compartment including towel rail, for Vero # 032985 (not ground), 31 1/2" x 17 1/2" Inch	31 1/2" x 17 1/2" Inch		VE6013
Vanity unit wall-mounted 1 pull-out compartment, pull-out compartment including cut-out for siphon and siphon cover, for Vero # 032985 (not ground), 31 1/2" x 17 1/2" Inch	31 1/2" x 17 1/2" Inch		VE6113
Vanity unit wall-mounted 2 drawers, upper drawer including cut-out for siphon and siphon cover, for Vero # 032985 (not ground), 31 1/2" x 17 1/2" Inch	31 1/2" x 17 1/2" Inch		VE6213
Vanity unit floorstanding 1 pull-out compartment, 2 drawers, upper drawer including cut-out for siphon and siphon cover, for Vero # 032985 (not ground), 31 1/2" x 17 1/2" Inch	31 1/2" x 17 1/2" Inch		VE6413
Vanity unit floorstanding 2 pull-out compartments, upper drawer including cut-out for siphon and siphon cover, for Vero # 032985 (not ground), 31 1/2" x 18 1/2" Inch	31 1/2" x 18 1/2" Inch		XL6543
Vanity unit floorstanding 3 drawers, upper drawer including cut-out for siphon and siphon cover, for Vero # 032985 (not ground), 31 1/2" x 18 1/2" Inch	31 1/2" x 18 1/2" Inch		XL6553
Vanity unit floorstanding 2 pull-out compartments, upper drawer including cut-out for siphon and siphon cover, plinth panel with integrated plinth leg (adjustable), for Vero # 032985 (not ground), 31 1/2" x 18 1/2" Inch	31 1/2" x 18 1/2" Inch		XL6563
Vanity unit floorstanding 3 drawers, upper drawer including cut-out for siphon and siphon cover, plinth panel with integrated plinth leg (adjustable), for Vero # 032985 (not ground), 31 1/2" x 18 1/2" Inch	31 1/2" x 18 1/2" Inch		XL6573

Vero Furniture washbasin  # 0329850000 / 0329850060 /
0329850087

|< 33 1/2" Inch >|

All drawings contain the necessary measurements which are subject to standard tolerances. They are stated in inch & mm and are non-binding. Exact measurements, in particular for customized installation scenarios, can only be taken from the finished ceramic piece.