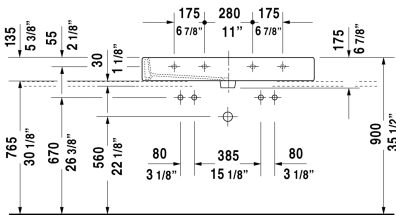
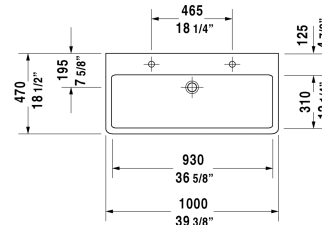
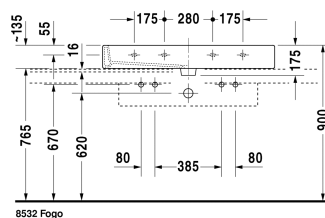


Vero Washbasin ground # 045410

| < 39 3/8" Inch > |



| Washbasin ground | Dimension | Weight | Order number |
|--|------------------------|--------|--------------|
| cUPC listed, with tap platform, hardware included, 39 3/8" Inch | | | |
| Colors | | | |
| 00 White 08 Black | | | |
| Variant | | | |
| Text for invitation of tenders | | | |
| For mounting ceramics larger than 39 3/8", 2 sets of washbasin fixations are required, Recommended in connection with two single lever basin mixers, In combination with pop-up basin waste or push-open valve, the flow capacity of max. 2 gallons per minute per faucet should not be exceeded, When mounting 2 one-hole faucets, required space in between is # 045412 22 1/4" and # 045410 18 1/4" | | | |
| Sanitary ceramics with the special WonderGliss surface finish will remain clean and attractive-looking for a long time to come. When ordering WonderGliss please add a "1" as eleventh digit to the model number. | | | |
| Design Siphon | | 3.3 lb | 005036 |
| Push-open waste | 2" Inch | 0.8 lb | 005052 |
| Suitable products | | | |
| Console including drawers 3 drawers beneath consoles, 3 console supports, 1 siphon cover, 1 cut-out central, 21 5/8" x 70 7/8" Inch | 21 5/8" x 70 7/8" Inch | | F08531 |

Vero Washbasin ground # 045410

|< 39 3/8" Inch >|

| | | |
|---|------------------------|--------------|
| Vanity unit wall-mounted 2 drawers, upper drawer including cut-out for siphon and siphon cover, countertop including one cut-out, for 1 above-counter basin central, 47 1/4" x 21 5/8" Inch | 47 1/4" x 21 5/8" Inch | KT6656 |
| Vanity unit wall-mounted 1 pull-out compartment, countertop including one cut-out, 48 5/8" x 22 1/4" Inch | 48 5/8" x 22 1/4" Inch | S19528 L/M/R |
| Vanity unit wall-mounted 2 pull-out compartments, 1 countertop with one cut-out or two cut-outs, 56 1/2" x 22 1/4" Inch | 56 1/2" x 22 1/4" Inch | S19529 B/L/R |
| Console including drawer for washbowls 1 countertop including one central cut-out, 1 drawer beneath console, 3 console supports, 47 1/4" x 22 1/4" Inch | 47 1/4" x 22 1/4" Inch | DL6790 |
| Vanity unit for console 1 pull-out compartment, compartment consists of glass dividers and 2 boxes (small/large), 39 3/8" x 18 7/8" Inch | 39 3/8" x 18 7/8" Inch | XL6502 |
| Vanity unit for console 2 drawers, upper drawer including cut-out for siphon and siphon cover, 39 3/8" x 18 7/8" Inch | 39 3/8" x 18 7/8" Inch | XL6512 |
| Vanity unit for console 1 pull-out compartment, compartment consists of glass dividers and 2 boxes (small/large), 39 3/8" x 21 1/2" Inch | 39 3/8" x 21 1/2" Inch | XL6715 |
| Vanity unit for console 2 drawers, upper drawer including cut-out for siphon and siphon cover, 39 3/8" x 21 1/2" Inch | 39 3/8" x 21 1/2" Inch | XL6716 |
| Vanity unit for console 2 drawers, upper drawer including cut-out for siphon and siphon cover, 31 1/2" x 21 5/8" Inch | 31 1/2" x 21 5/8" Inch | H26301 |
| Vanity unit for console 2 drawers, upper drawer including cut-out for siphon and siphon cover, 23 5/8" x 21 5/8" Inch | 23 5/8" x 21 5/8" Inch | H26300 |
| Vanity unit for console 1 pull-out compartment, 40 1/8" x 18 3/4" Inch | 40 1/8" x 18 3/4" Inch | LC6813 |
| Console for above-counter basin and countertop basin 1 console with one cut-out, Width min. see ordering information, Width max. 78 3/4", price per section of 3 7/8", basic price until 31 1/2", 21 5/8" Inch | 21 5/8" Inch | LC096C |
| Console for above-counter basin and countertop basin 1 console with one cut-out, Width min. see ordering information, Width max. 78 3/4", price per section of 3 7/8", basic price until 31 1/2", 18 7/8" Inch | 18 7/8" Inch | LC094C |
| Console for above-counter basin and countertop basin 1 console with two cut-outs, Width min. see ordering information, Width max. 78 3/4", price per section of 3 7/8", basic price until 31 1/2", 18 7/8" Inch | 18 7/8" Inch | LC095C |

All drawings contain the necessary measurements which are subject to standard tolerances. They are stated in inch & mm and are non-binding. Exact measurements, in particular for customized installation scenarios, can only be taken from the finished ceramic piece.