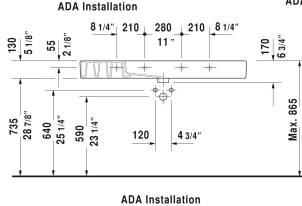
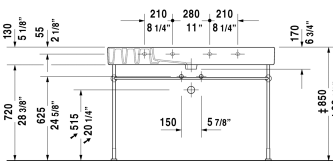
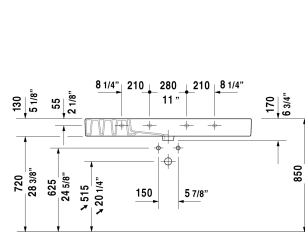
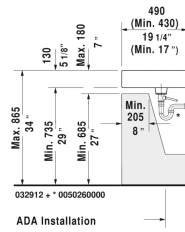
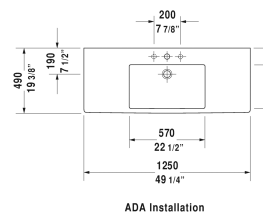
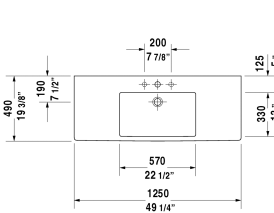
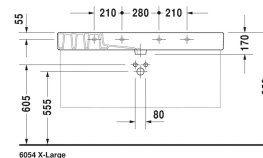
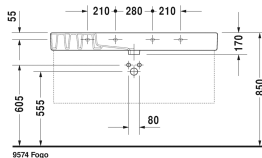


Furniture washbasin # 032912

| < 49 1/4" Inch > |



Furniture washbasin	Dimension	Weight	Order number
cUPC listed, with tap platform, fixings included, 49 1/4" Inch			
Colors			
00 White			
Variant			
Sanitary ceramics with the special WonderGliss surface finish will remain clean and attractive-looking for a long time to come. When ordering WonderGliss please add a "1" as eleventh digit to the model number.			
Metal console height adjustable +2", for furniture washbasin # 032912		7.5 lb	003073
Design Siphon		3.3 lb	005036
Towel rail square tube 1/2", Chrome, for furniture washbasin # 032912		1.5 lb	003034
Space-saving siphon	1 1/4" Inch	0.9 lb	005073
Suitable products			
Metal console height adjustable +2", for furniture washbasin # 032912,			003073

Furniture washbasin # 032912

|< 49 1/4" Inch >|

Vanity unit wall-mounted 1 pull-out compartment, 3 glass dividers, 2 box drawers large, 2 box drawers small, (not ground), for Vero # 032912, 47 1/4" x 18 1/8" / 15" Inch	47 1/4" x 18 1/8" / 15" Inch	F09574
Vanity unit wall-mounted 1 pull-out compartment, for Vero # 032912 (not ground), 47 1/4" x 17 7/8" Inch	47 1/4" x 17 7/8" Inch	KT6692
Vanity unit wall-mounted 2 drawers, upper drawer including cut-out for siphon and siphon cover, for Vero # 032912 (not ground), 47 1/4" x 17 7/8" Inch	47 1/4" x 17 7/8" Inch	KT6642
Vanity unit wall-mounted 2 drawers, upper drawer including cut-out for siphon and siphon cover, for Vero # 032912 (not ground), 47 1/4" x 18 1/2" Inch	47 1/4" x 18 1/2" Inch	DL6322
Vanity unit wall-mounted 1 pull-out compartment, compartment consists of glass dividers and 2 boxes (small/large), for Vero # 032912 (not ground), 47 1/4" x 18 3/8" Inch	47 1/4" x 18 3/8" Inch	XL6054
Vanity unit wall-mounted 2 drawers, upper drawer including cut-out for siphon and siphon cover, for Vero # 032912 (not ground), 47 1/4" x 18 3/8" Inch	47 1/4" x 18 3/8" Inch	XL6354
Vanity unit wall-mounted 1 opened compartment including towel rail, for Vero # 032912 (not ground), 47 1/4" x 17 1/2" Inch	47 1/4" x 17 1/2" Inch	VE6015
Vanity unit wall-mounted 1 pull-out compartment, pull-out compartment including cut-out for siphon and siphon cover, for Vero # 032912 (not ground), 47 1/4" x 17 1/2" Inch	47 1/4" x 17 1/2" Inch	VE6115
Vanity unit wall-mounted 2 drawers, upper drawer including cut-out for siphon and siphon cover, for Vero # 032912 (not ground), 47 1/4" x 17 1/2" Inch	47 1/4" x 17 1/2" Inch	VE6215
Vanity unit floor standing 2 drawers, 1 pull-out compartment, upper drawer including cut-out for siphon and siphon cover, for Vero # 032912 (not ground), 47 1/4" x 17 1/2" Inch	47 1/4" x 17 1/2" Inch	VE6415
Vanity unit wall-mounted 2 pull-out compartments, upper drawer including cut-out for siphon and siphon cover, for Vero # 032912 (not ground), 47 1/4" x 18 1/2" Inch	47 1/4" x 18 1/2" Inch	XL6545
Vanity unit wall-mounted 3 drawers, upper drawer including cut-out for siphon and siphon cover, for Vero # 032912 (not ground), 47 1/4" x 18 1/2" Inch	47 1/4" x 18 1/2" Inch	XL6555
Vanity unit floor standing 2 pull-out compartments, upper drawer including cut-out for siphon and siphon cover, plinth panel with integrated plinth leg (adjustable), for Vero # 032912 (not ground), 47 1/4" x 18 1/2" Inch	47 1/4" x 18 1/2" Inch	XL6565
Vanity unit floor standing 3 drawers, upper drawer including cut-out for siphon and siphon cover, plinth panel with integrated plinth leg (adjustable), for Vero # 032912 (not ground), 47 1/4" x 18 1/2" Inch	47 1/4" x 18 1/2" Inch	XL6575

All drawings contain the necessary measurements which are subject to standard tolerances. They are stated in inch & mm and are non-binding. Exact measurements, in particular for customized installation scenarios, can only be taken from the finished ceramic piece.