

Manual Sink Faucets

815-CP

Product Type

Wall-mounted manual faucet with adjustable centers

Features & Specifications

- 2-5/16" diameter slip flange
- 8" body, adjustable arms 3" - 13" centers
- 7-1/8" rigid spout with pail hook and pipe support
- Vandal Proof 6" elbow blade handle
- Quatern™ compression operating cartridge, right-hand
- Quatern™ compression operating cartridge, left-hand
- 2-1/2" offset supply arm with integral shutoff stop
- Straight 5" long supply inlet extension, installs between supply arm and faucet
- Complies with the requirements of the Buy American Act of 1933.



Performance Specification

- Rated Operating Pressure: 20-125 PSI
- Rated Operating Temperature: 40-140°F

Warranty

- 5-Year Limited Cartridge Warranty
- Lifetime Limited Faucet Warranty
- 1-Year Limited Finish Warranty

Codes & Standards

-  ASME A112.18.1/CSA B125.1
-  ADA ANSI/ICC A117.1

Job Name _____

Item Number _____

Section/Tag _____

Model Specified _____

Architect _____

Engineer _____

Contractor _____

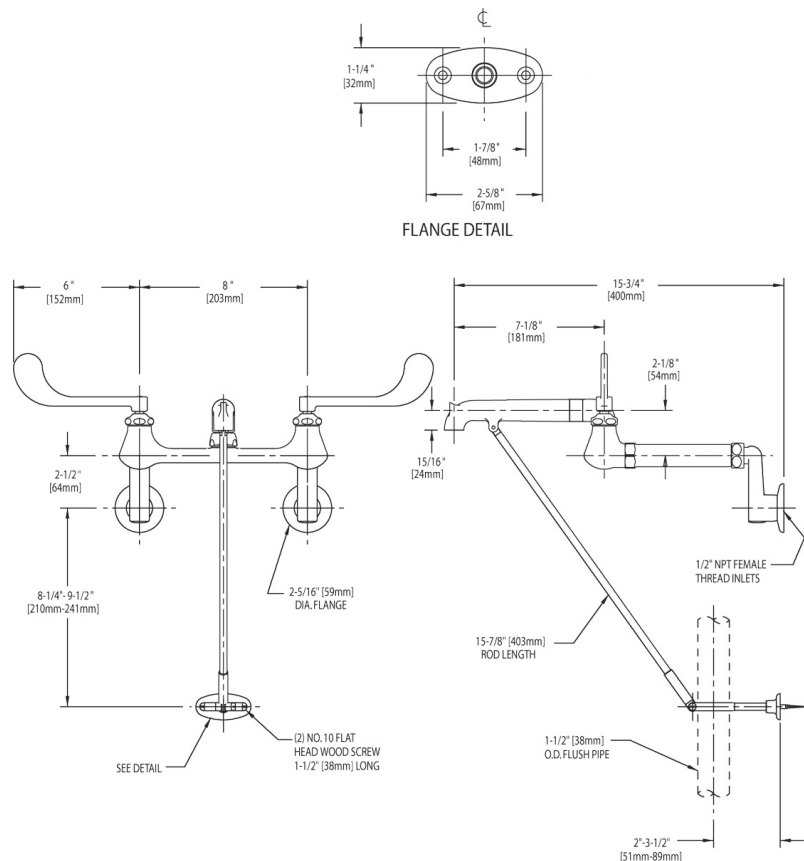
☐ Submitted as Shown ☐ Submitted with Variations

Date _____



Architect/Engineer Specification

Chicago Faucets No. 815-CP, Sink Faucet for hot and cold water, wall-mounted with adjustable arms for 3"-13" centers. Chrome plated. Rigid spout with pail hook and pipe support, 7-1/8" center-to-center. 6" metal elbow blade handles with sixteen-point, tapered broach and secured blue and red index buttons. Quatern™ rebuildable compression cartridge, opens and closes 90°, closes with water pressure, features square, tapered stem. 2-1/2" offset supply arm with integral shut-off stop, 1/2" NPT female thread inlet. 5" inlet supply extensions. 2-5/16" diameter slip flange. This product meets ADA ANSI/ICC A117.1 requirements and is tested and certified to industry standards: ASME A112.18.1/CSA B125.1, and ASSE 1001.



Operation and Maintenance

Installation should be in accordance with local plumbing codes. Flush all pipes thoroughly before installation. After installation, remove spout outlet or flow control and flush faucet thoroughly to clear any debris. Care should be taken when cleaning the product. Do not use abrasive cleaners, chemicals or solvents as they can result in surface damage. Use mild soap and warm water for cleaning and protecting the life of Chicago Faucet products. For specific operation and maintenance refer to the installation instructions and repair parts documents that are located at www.chicagofaucets.com.

Chicago Faucets, member of the Geberit Group, is the leading brand of commercial faucets and fittings in the United States, offering a complete range of products for schools, laboratories, hospitals, office buildings, food service, airports and sport facilities. Call 1.800.TECTRUE or 1.847.803.5000 Option 1 for installation or other technical assistance.

