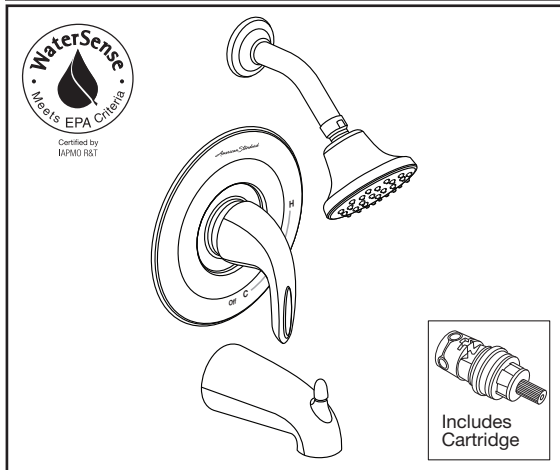




Reliant 3® Water-Saving Pressure Balance Bath/Shower Trim with Double Ceramic Pressure Balance Cartridge



TU385508 Bath/Shower Trim Shown

GENERAL DESCRIPTION:

Double Ceramic Pressure Balance Cartridge: Features one-piece design with ceramic discs and ceramic balancing spool. Includes integrated check valves and hot limit safety stop. Cartridge available for back to back capability. Ceramic balancing spool maintains constant output temperature in response to changes in relative hot and cold supply pressure. Washerless ceramic discs provide smooth handle movement and are unaffected by harsh water conditions. Cycles from "off" to "cold" to "hot".

Trim: Features 3-3/4" water-saving showerhead with a maximum 1.75 gpm/6.6 L/min. flow rate. Metal slip-on diverter spout. Metal wall valve trim with metal lever.

PRODUCT FEATURES

One-Piece Cartridge: Simplifies installation and maintenance.

Double Ceramic Pressure Balance Cartridge: Combination of Ceramic Disc Mixing Valve and a Ceramic Balancing Spool in a one-piece cartridge.

Ceramic Disc Mixing Valve: Assures a lifetime of drip-free performance and smooth handle operation.

Ceramic Balancing Spool: Maintains a constant output temperature in response to changes in relative hot and cold supply pressure. Ceramic material is unaffected by mineral deposits and harsh water conditions.

Integrated Check Valves: Engineered to eliminate cross flow.

Adjustable Hot Limit Safety Stop: Limits the amount of hot water allowed to mix with cold. Reduces the risk of accidental scalding.

Comfort Zone: Offers a wider shower range to fine tune the desired temperature within the useful temperature zone.

Back-to-Back Capability: Hot and cold can be reversed quickly and easily.

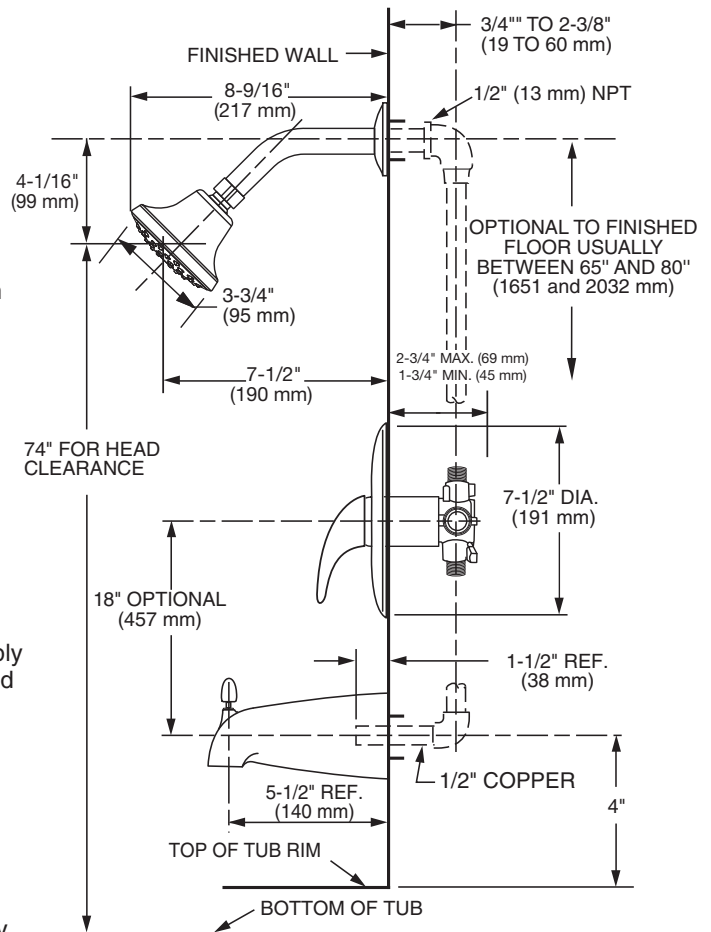
Water Saving: Saves 30% water usage.

MODEL NUMBER:

TRIM KITS:

- ☐ **TU385508 Reliant 3 Bath/Shower Trim Kit with Pressure Balance Cartridge**
Water-saving showerhead. Lever handle. LESS valve body.
- ☐ **TU38507 Reliant 3 Shower ONLY Trim Kit with Pressure Balance Cartridge**
Water-saving showerhead. Lever handle. LESS valve body.

For use with Flash™ Rough Valve Bodies



SUGGESTED SPECIFICATION

Bath/shower fitting shall feature water saving showerhead with Max. 1.75 gpm/6.6 L/min. flow rate. Shall feature double ceramic pressure balance cartridge. Cartridge shall feature integrated check valves to eliminate cross flow. Capable of meeting ASSE1016 @1.3gpm. Cartridge shall also feature hot limit safety stop. Fitting shall be: American Standard - Trim Kit Model # TU38550____ and Flash Valve Body Model # RU10____.



Reliant 3®

Water-Saving Pressure Balance Bath/Shower Trim

with Double Ceramic Pressure Balance Cartridge

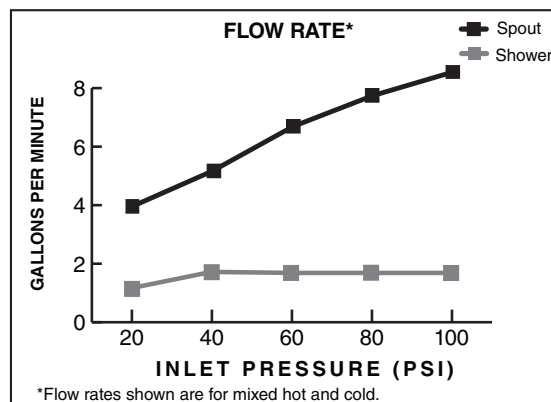
CODES AND STANDARDS


These products meet or exceed the following codes and standards:

ASSE 1016 / ASME A112.18.1016 / CSA B125.16

ASME A112.18.1 / CSA B125.1

Rated to meet ASSE 1016 @ 1.3gpm



TRIM KITS *	Product Number	Description	Finish Options	
			Polished Chrome	PVD Brushed Nickel
			002	295
	TU385508	Bath/Shower trim kit. Metal lever handle. Water-saving showerhead. LESS valve body.		
	TU385507	Shower only trim kit. Metal lever handle. Water-saving showerhead. LESS valve body. 		

* TRIM & ROUGH MUST BE ORDERED SEPARATELY.

Flash™ ROUGH VALVE BODIES	Product Description	Without Screwdriver Stops	With Screwdriver Stops
	Rough Valve Body. Universal* inlets/outlets.	RU101	RU101SS
	Rough Valve Body. Stub-out inlets/outlets for Press-Fit Fittings.	RU102	RU102SS
	Rough Valve Body. PEX inlets/Universal outlets for Crimp Ring PEX system (ASTM F1807).	RU107	RU107SS
	Rough Valve Body. PEX Elbow inlets/Universal outlets for Crimp Ring PEX system (ASTM F1807).	RU107E	RU107ESS
	Rough Valve Body. PEX inlets/Universal outlets for Cold Expansion PEX system (ASTM F1960).	RU108	RU108SS
	Rough Valve Body. PEX Elbow inlets/Universal outlets for Cold Expansion PEX system (ASTM F1960).	RU108E	RU108ESS
	Rough Valve Body. CPVC inlets/Universal outlets.	RU109	RU109SS

OPTIONAL ACCESSORY	Product Number	Product Description
	M954805-0070A	Deep Rough-In Kit
	M970640-0070A	Back to Back Cartridge

 Meets the American Disabilities Act Guidelines and **ANSI A117.1** Requirements for the physically challenged.

PART OF **LIXIL**