

**MODEL NUMBER:**

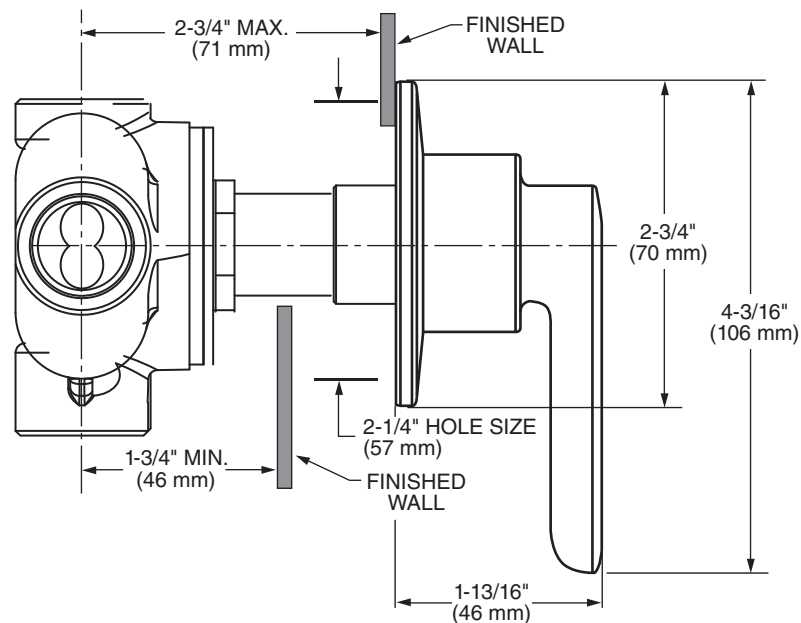
**TRIM KIT:**

- ☐ **T105.430 Diverter Valve Trim**  
Valve trim ONLY. LESS Valve.

**ROUGH VALVES BODIES:**

- ☐ **R422 Two-Way In-Wall Diverter Valve Rough (Discrete)**  
1/2" NPT inlets/outlets. 2 Discrete functions. LESS Handle.
- ☐ **R422S Two-Way In-Wall Diverter Valve Rough (Shared)**  
1/2" NPT inlets/outlets. 2 Discrete/1 Shared functions. LESS Handle.
- ☐ **R433 Three-Way In-Wall Diverter Valve Rough (Discrete)**  
1/2" NPT inlets/outlets. 3 Discrete functions. LESS Handle.
- ☐ **R433S Three-Way In-Wall Diverter Valve Rough (Shared)**  
1/2" NPT inlets/outlets. 3 Discrete/3 Shared functions. LESS Handle.

**ALL CONNECTIONS 1/2" NPT**



**GENERAL DESCRIPTION:**

In-Wall Diverter: Rotational control alternates water flow between two (R422/R422S) or three (R433/R433S) different shower outlets (i.e. showerhead, handspray, body side spray or tub spout). Forged brass valve body. Mixed water inlet and two (R422/R422S) or three (R433/R433S) outlets are marked on back of valve body. 1/2" NPT connections on mixed water inlet and two (R422/R422S) or three (R433/R433S) outlets. Stamped brass escutcheon. Tub port with increased water flow (see chart).

**PRODUCT FEATURES:**

**Solid Brass Construction:** Durable, ideal material for prolonged contact with water.

**Removable Plaster Guard:** Permits checking of valve installation prior to installing trim parts.



ADA COMPLIANT

**NOTE:** Cannot be used as a shut-off valve.

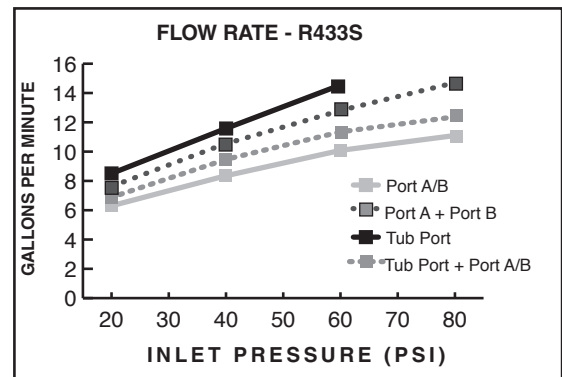
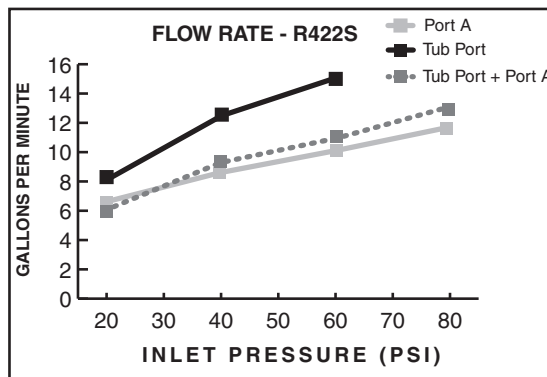
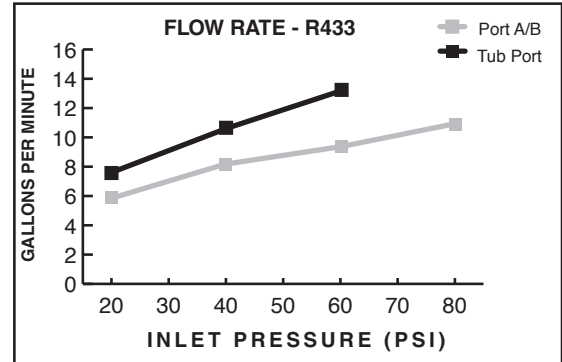
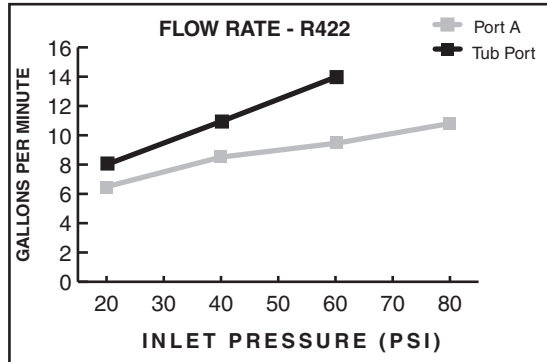
**SUGGESTED SPECIFICATION**

Two (three) way diverter shall feature a forged brass body with 1/2" NPT mixed water inlet and outlets. Fitting shall be American Standard Model # T105.430.\_\_\_\_ (Diverter Valve Trim) and R4\_\_\_\_. (Rough Valve Body).

## CODES AND STANDARDS

These products meet or exceed the following codes and standards:

**ASME A112.18.1**



TRIM KITS *	Product Number	Description	* TRIM & ROUGH MUST BE ORDERED SEPARATELY.			Finish Options		
						Polished Chrome	PVD Brushed Nickel	Matte Black
						002	295	243
	T105.430	Diverter Valve Trim. LESS valve.	ADA					

ROUGH VALVE BODIES	Product Number	Description
	R422*	Two-Way In-Wall Diverter. 2 Discrete functions. LESS handle.
	R422S*	Two-Way In-Wall Diverter. 2 Discrete/1 Shared functions. LESS handle.
	R433*	Three-Way In-Wall Diverter. 3 Discrete functions. LESS handle.
	R433S*	Three-Way In-Wall Diverter. 3 Discrete/3 Shared functions. LESS handle.



Meets the American Disabilities Act Guidelines and **ANSI A117.1** Requirements for the physically challenged.