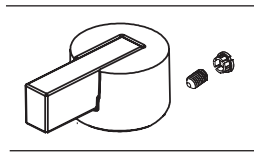
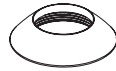


Models / Modelos / Modèles
68135▲

▲Specify Finish
 Especificque el Acabado
 Précisez le Fini



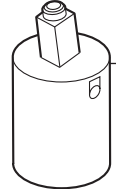
RP90070▲
 Handle, Button & Screw
 Manija, Botón y Tornillo
 Manette, Bouton et Vis



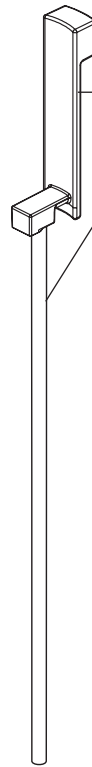
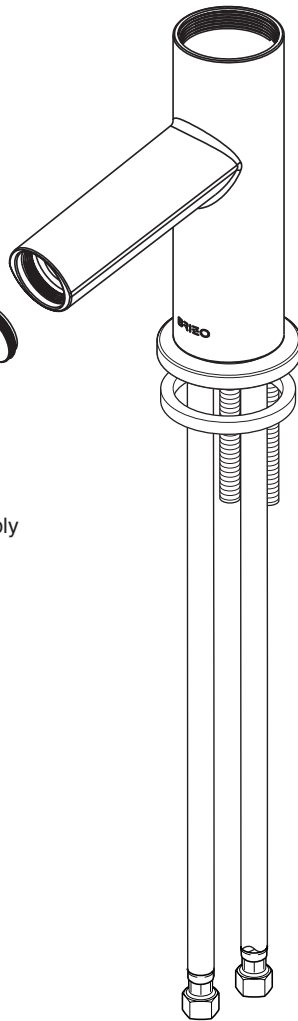
RP90521▲
 Cap
 Casquillo
 Embase



RP90846
 Bonnet Nut
 Tuerca del
 Bonete
 Chapeaux Fileté



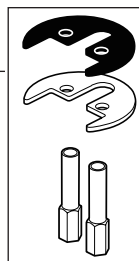
RP50265
 Valve Assembly
 Ensamble de la válvula
 Soupape



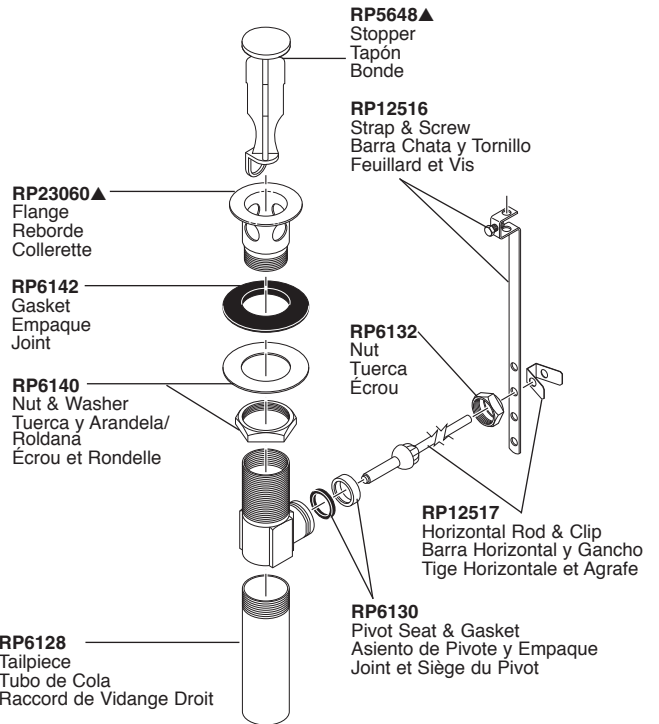
RP90071▲
 Lift Rod & Slider
 Barrita de levante y deslizador
 Tirette et coulisseau

RP90847▲
 Swivel Aerator Assembly
 Aereador
 Aérateur

RP50873
 Mounting Hardware
 Herraje de instalación
 Pièces de montage



RP26533▲
 Metal Pop-Up Assembly Less Lift Rod
 Ensamble de Metal del Desagüe Automático Menos la Barra de Alzar
 Renvoi Mécanique en Métal Sans la Tige de Manoeuvre



RP5648▲
 Stopper
 Tapón
 Bonde

RP12516
 Strap & Screw
 Barra Chata y Tornillo
 Feuillard et Vis

RP23060▲
 Flange
 Reborde
 Collerette

RP6142
 Gasket
 Empaque
 Joint

RP6140
 Nut & Washer
 Tuerca y Arandela/
 Roldana
 Ecrrou et Rondelle

RP6132
 Nut
 Tuerca
 Ecrrou

RP12517
 Horizontal Rod & Clip
 Barra Horizontal y Gancho
 Tige Horizontale et Agrafe

RP6128
 Tailpiece
 Tubo de Cola
 Raccord de Vidange Droit

RP6130
 Pivot Seat & Gasket
 Asiento de Pivote y Empaque
 Joint et Siège du Pivote